






-  Palaeo-current direction of Krone Member
-  Gentle dip of palaeo-slope (less than 5°)
-  Normal fault (recent fault attitude)
-  Fault without apparent offset
- 4** Section Number
-  Krone Member conglomerates