

Synthesis of 2S,5S- and 2R,5S-5-Hydroxypipelic Acid via Amide-Methylenation of S-5-Hydroxy-2-piperidone with Dimethyltitanocene.

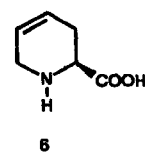
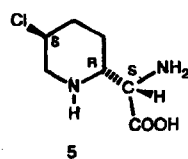
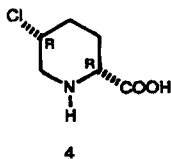
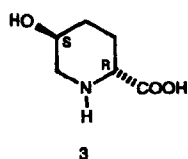
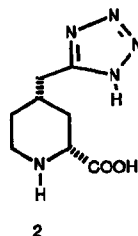
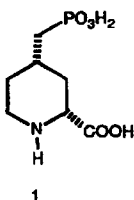
Claus Herdeis* and Eberhard Heller
Institut für Pharmazie und Lebensmittelchemie der
Universität 8700 Würzburg, Am Hubland, FRG

(Received in UK 9 July 1993)

Abstract:

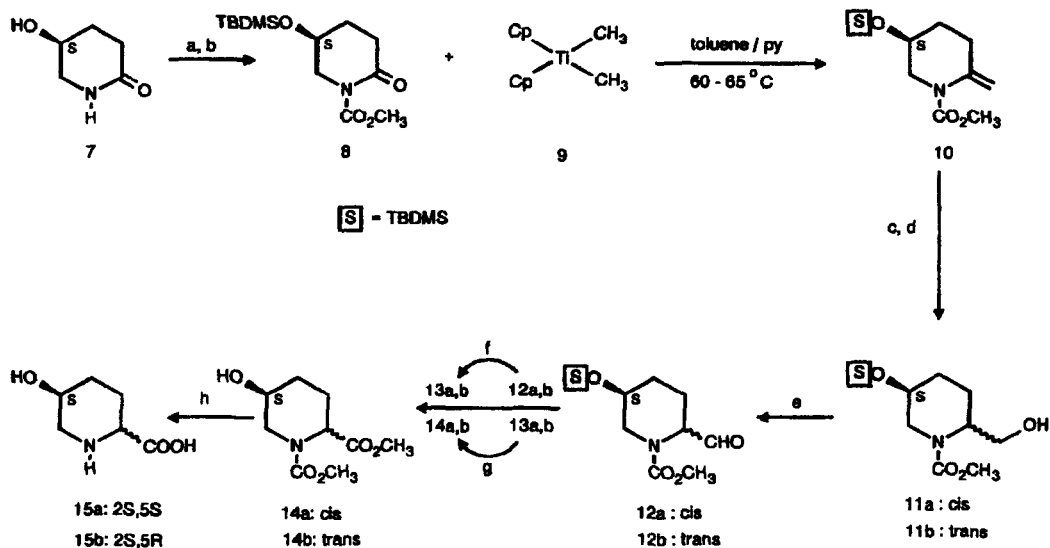
A route to 2S,5S- and 2R,5S-hydroxypipelic acid is presented, starting with the enantiopure 5S-5-hydroxy-piperidone **7**. The key step of this reaction sequence is the chemoselective methylenation of the amide carbonyl group of **8** with dimethyltitanocene **9** to **10**. The transformation of the exocyclic enecarbamate double bond to the carboxylic acid group is best accomplished via hydroboration/oxidation to the alcohol **11a,b**. Separation and oxidation of the diastereomers **11a,b**, to **14a**, and **14b**, and hydrolysis furnishes the diastereomeric pipelic acids **15a** and **15b** in enantiopure form.

Substituted pipelic acids are the subject of much current investigation¹, especially in the field of medicinal Chemistry². Phosphonic amino acids are an important class of competitive N-methyl-D-aspartate (NMDA) antagonists. So CGS 19755 (**1**) is a potent NMDA antagonist and a derivative of pipelic acid.³ Replacement of the phosphonic acid functional group by the tetrazole moiety gave the NMDA antagonist **2**.⁴



Previously we synthesized **3**, via a homochiral acyliminium ion¹⁹ and (2R,5R)-5-chloropipelic acid **4**⁵, the first member of a class of enantiopure halogenated pipercolic acids. This compound should have interesting pharmacological properties comparable to streptolutin **5**, a compound which was isolated in dimeric form from streptomyces griseolutus⁶. In recent years Baikiain⁷ **6** served as a starting material for the synthesis of pipercolic acids, substituted in 4- and 6-positions.

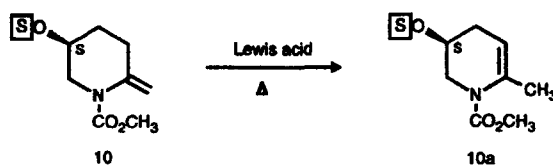
Here we report an alternative method leading to *cis* and *trans* 5-OH-pipercolic acid (**15a,b**) with predominant formation of the *cis* diastereomer (2*S*,5*S*)-**15a**. In conjunction with our work on the synthesis of **3** and derivatives thereof starting from **8** (derived from **7**), we investigated the reactivity of the amide group of **8** towards various organometallic reagents. We have found that the highly electrophilic, carbamate activated amide carbonyl group of **8**, is readily attacked by metallorganic reagents (e.g. organocuprates) affording ring open products. With the Grubbs-Tebbe reagent⁸ we isolated the exocyclic enecarbamate **10** in 40-50% yield.



a: TBDMSCl, imidazole, DMF; b: BuLi, CNCO₂CH₃, THF; c: 9-BBN; d: 3 M NaOH/H₂O₂; e: Swern-Ox.; f: Br₂/MeOH/NaHCO₃; g: HCl/MeOH; h: 6 M HCl/Δ

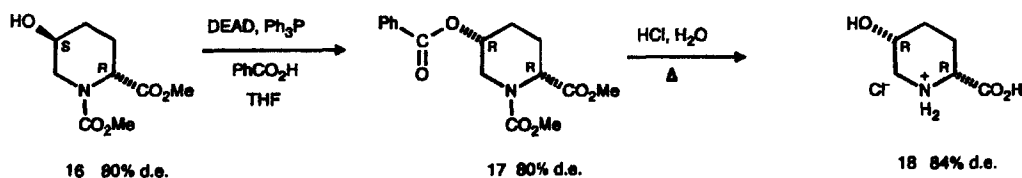
With the Oshima-Lombardo reagent (Zn-CH₂Br₂-TiCl₄)⁹ decomposition of the starting material **8** occurred. It turned out subsequently that the inexpensive and easy to handle dimethyltitanocene **9**¹⁰ reacted with **8** to give the enecarbamate **10** in 80-85% yield. Petasis and Bzowej¹¹ showed that **9** is an excellent methylenation reagent for aldehydes, ketones, lactones and esters. Methylenation of amides or imides have not been described until now with this reagent¹². This olefination works also well with other hydroxy protecting groups and

with the *t*-butoxycarbonyl (Boc) group on the amide nitrogen of 2-piperidone derivatives¹³. Of importance is that a carbamate group is used for protection and activation of the amide moiety. We were not successful in isolating exocyclic *N*-benzylamines. In the presence of Lewis acids, **10** is quantitatively transformed to the endocyclic enecarbamate **10a**.¹⁵



Hydroboration of **10** with $\text{BH}_3\text{-S}(\text{CH}_3)_2$ and oxidation with $\text{H}_2\text{O}_2/\text{NaOH}$ furnished **11a,b** in a *cis/trans* ratio of $\sim 1:1$. With the sterically more demanding 9-BBN the *cis/trans* ratio was 7:3. The separation of the main portion of the *cis* diastereomer by flash chromatography was accomplished on this stage.

Direct oxidation of the alcohols **11a,b** to the carboxylic acids with $\text{RuCl}_3/\text{NaIO}_4$ ¹⁶ proved to be unsuccessful. However a two step procedure provided **14a** in about 55% yield. In the first step Swern oxidation of **11a** furnished the carboxaldehyde **12a** which was oxidized with bromine in methanol¹⁷ to the methyl carboxylate **13a**. Deprotection of the TBDMS ether was accomplished nearly quantitatively with methanolic hydrogen chloride solution at 0°C. The resulting TBDMSOCH_3 ether was evaporated in vacuo. The subsequent hydrolysis of **14a** with 6M hydrochloric acid provided 2*S*,5*S*-5-hydroxypipicolinic acid hydrochloride **15a**, identical in all spectroscopic data with material, isolated previously from *morus alba*¹⁹. On the other hand a complete separation of the diastereomers was possible with **14a,b**, though more tedious than with **11a,b**. Compound **14b** was hydrolysed to **15b**, which was identical in every respect with material prepared via the acyl iminium ion pathway¹⁹. In order to compare the ¹H- and ¹³C-NMR data of **15a**, we prepared (2*R*,5*R*)-5-hydroxypipicolinic acid hydrochloride **18** (ent-**15a**) in an independent way, though only in a *cis/trans* ratio of 92:8. Starting with **16**¹⁹, previously prepared by us from (*S*)-5-hydroxy-2-piperidone, Mitsunobu reaction yielded **17** with complete inversion of configuration in position 5. Hydrolysis and recrystallisation furnished **18** in 84% diastereomeric excess.



In summary, the olefination of an activated amide carbonyl group by dimethyl titanocene to exocyclic enecarbamates provides after hydroboration, oxidation and functional group transformations facile access to (2S,5S)-5-hydroxy-pipecolic acid, a compound, which was isolated recently from *morus alba*. Methylenation reactions with more complex starting materials are currently underway.¹³

Acknowledgement. Financial support was provided by Fonds der Chemischen Industrie. We thank Degussa AG Hanau for D and L-glutamic acid and Mrs. A. Betz, University of Würzburg, for preparation of starting materials.

Experimental:

General:

Diethylether was dried with anhydrous calcium chloride over night, filtered and then distilled over sodium wire under nitrogen. Toluene was distilled over calcium hydride. THF was dried with potassium hydroxide over night, filtrated and distilled over sodium-potassium alloy under nitrogen. Reactions with organometallic and borane compounds were run in flame-dried glassware under dry and oxygen free nitrogen. Thin layer chromatography: Merck precoated silica gel 60 F₂₅₄ plates. Reaction compounds were visualized by ultraviolet light or by iodine vapour. Melting points: Büchi 510 apparatus, values uncorrected. $[\alpha]_D^{20}$: Perkin-Elmer 241 polarimeter. IR-spectra: Perkin-Elmer 681 infrared spectrometer. ¹H-NMR and ¹³C-NMR: Bruker AC 200 and Bruker AC 400. Mass spectra: CH7 Varian-MAT (70 eV).

(5S)-5-Hydroxy-2-piperidinone

This compound was prepared in five steps, starting from L-glutamic acid as described in ref.18.

(5S)-5-t-Butyldimethylsilyloxy-2-piperidinone

This compound was prepared from **1** as described in ref.1g.

(5S)-5-t-Butyldimethylsilyloxy-N-methoxycarbonyl-2-piperidinone (**8**)

(5S)-5-t-Butyldimethylsilyloxy-2-piperidinone (1.15 g, 5.0 mmol) was dissolved in THF (25 ml) and cooled to -70°C. Then a 2.0 M solution n-BuLi in cyclohexane (2.6 ml, 5.2 mmol) was added. After cooling again to -70°C methyl cyanofornate (0.44 ml, 5.5 mmol) in THF (15 ml) was added. After stirring for 10 min at this temperature the solution was allowed to warm to -30°C. After addition of water (10 ml) and sat. NaHCO₃/Na₂CO₃ solution 1:1 (10 ml) the organic layer was separated and the aqueous layer was extracted with ethyl acetate (3 x 25 ml). The combined organic layers were dried with anhydrous sodium sulphate. After filtration and evaporation of the solvent the residue was recrystallized from n-pentane. Yield: 1.20 g

(83%) colourless powder.- R_f : 0.46 (CHCl₃/EtOAc 9:1).- mp.: 68°C.- $[\alpha]_D^{20} = +10.9$ (c = 1.0, MeOH).- IR (KBr): 2960, 2930, 2900, 2850 (CH), 1715, 1705 (C=O), 1285, (C-O) cm⁻¹.- ¹H-NMR (CDCl₃): δ (ppm) = 0.07 (6 H, s, Me₂Si), 0.88 (9 H, s, tBuSi), 1.78 - 2.05 (2 H, m, 4-H), 2.38 - 2.56 (1 H, m, 3-H_a), 2.69 - 2.88 (1 H, m, 3-H_b), 3.68 - 3.84 (2 H, m, 6-H), 3.87 (3 H, s, OCH₃), 4.26 (1 H, q, J = 6.0 Hz, 5-H).- ¹³C-NMR (CDCl₃): δ (ppm) = - 4.9 (SiCH₃), 17.9 (Me₃CSi), 25.6 ((H₃C)₃CSi), 28.8 (C-4), 30.8 (C-3), 52.8 (OCH₃), 53.8 (C-6), 64.1 (C-5), 154.9 (C=O, urethane), 170.7 (C-2).- C₁₃H₂₅NO₄Si (287.43).- Calcd.: C 54.32 H 8.77 N 4.87 found: C 54.55 H 9.02 N 4.78.

(5*S*)-5-*t*-Butyldimethylsilyloxy-N-methoxycarbonyl-2-methylene-piperidine (10)

8 (2.5 g, 8.7 mmol) was dissolved in a mixture of toluene (75 ml) and dry pyridine (0.75 ml). Dimethyltitanocene³ (**9**) (1.94 g, 9.3 mmol) was added and the mixture was heated for 18 h to 60°C. After this time the tlc test (petroleum ether/EtOAc 2:1) showed almost complete absence of starting material. After evaporation of the solvent the dark brown oil was diluted with pentane (75 ml) and the solution was filtered. The solvent was evaporated and the light brown oil was purified by flash chromatography on silica gel (petroleum ether/EtOAc 2:1, 0.5 % Et₃N). Yield: 2.0 g (82 %) yellow oil.- R_f : 0.72 (petroleum ether/EtOAc 2:1).- bp.: 99-101°C/10⁻² mbar.- IR (neat): 3105, 2960, 2930, 2860 (CH), 1715 (C=O), 1660 (C=C) cm⁻¹.- ¹H-NMR (C₆D₆): δ (ppm) = 0.02, 0.04 (6 H, 2s, SiMe₂), 0.94 (9 H, s, t-BuSi), 1.40 - 1.55 (2 H, m, 4-H), 1.81 - 1.90 (1 H, m, 3-H_a), 2.20 - 2.30 (1 H, m, 3-H_b), 3.33 - 3.46 (1 H, m, 6-H_a), 3.49 (3 H, s, OCH₃), 3.51 - 3.61 (1 H, m, 5-H), 3.68 - 3.76 (1 H, m, 6-H_b), 4.78 (1 H, s, =CH₂), 4.96 (1 H, s, =CH₂).- ¹³C-NMR (C₆D₆): δ (ppm) = -4.8 (SiCH₃), 20.5 (Me₃CSi), 25.9 ((H₃C)₃CSi), 30.0 (C-3), 34.4 (C-4), 52.4 (C-6), 52.5 (OCH₃), 66.4 (C-5), 107.2 (=CH₂), 143.8 (C-2), 155.3 (C=O).- MS: m/z (%) = 285 (1.1%) [M⁺], 228 (35.1) [M⁺-C₃H₇N], 196 (11) [M⁺-89], 96 (18.5), 94 (35.4), 89 (100).- C₁₄H₂₇NO₃Si (285.43) Calcd.: C 58.91 H 9.54 N 4.91 found.: C 59.23 H 9.76 N 4.87.

(2*R*,5-*S*)-5-*t*-Butyldimethylsilyloxy-N-methoxycarbonyl-2-hydroxymethyl-piperidine (11a,b)

To the enecarbamate **10** (1.4 g, 4.9 mmol) in THF (60 ml) a solution of 0.5 M 9-BBN (10.4 mmol, 5.2 ml) at 0°C was added. The solution was stirred at 25°C for 18 h then 3.0 M sodium hydroxide solution (50 ml) and 30 % hydrogen peroxide (50 ml) were added and stirred for another 2 h. The layers were separated, the aqueous layer was saturated with solid potassium carbonate and extracted with ethyl acetate (3 x 70 ml). The combined organic layers were dried over anhydrous potassium carbonate, filtered and the solvent was evaporated. The remaining faint yellow oil was diluted with pentane, stored for 2 h at 4°C, filtered and the solvent was removed *in vacuo*. The oily residue was purified by flash chromatography, to give a nearly colourless oil. Yield: 1.31 g (88%) as a mixture of diastereomers in a ratio of 7:3 (cis/trans).- R_f = 0.61 (EtOAc).- IR (neat): 3440 (OH), 2920, 2910, 2850 (CH), 1700 (C=O), 1250 (C-O) cm⁻¹.- ¹H-NMR (CDCl₃): δ (ppm) = 0.03 - 0.04 (6 H, 2s, SiMe₂), 0.83 and 0.84 (9 H, s, tBuSi), 1.38 - 1.77 (4 H, m, 3-H, 4-H), 2.45 - 2.75 (1 H, broad, OH), 2.98 (1 H, dd, 6-H_a, J = 12.4 Hz, 3.2 Hz), 3.53 - 3.81 (3 H, m, CH₂OH,

6-H_b), 3.67 and 3.69 (3 H, s, OCH₃), 4.10 - 4.35 (1 H, m, 5-H).- ¹³C-NMR (CDCl₃): δ(ppm) = -5.1 and - 4.8 (SiCH₃), 17.9 (Me₃CSi), 25.7 (Me₃CSi), 19.0 and 19.4 (C-3), 27.4 and 29.7 (C-4), 46.4 (C-2), 51.7 (C-6), 52.5 and 52.7 (OCH₃), 60.3, 60.6, and 61.1 (CH₂OH) (rotamers), 64.1, 67.6 (C-5), 157.7 and 157.9 (C=O).

(2S,5S)-5-t-Butyldimethylsilyloxy-N-methoxycarbonyl-2-hydroxymethyl-piperidine (11a)

A diastereomeric mixture of 11a,b (2.8 g, 9.25 mmol) was chromatographed on silica gel (500 g, column diameter 5 cm) using ethyl acetat. Eight 50 ml fractions were collected, the solvents evaporated and the diastereomeric purity of the oily residues were checked by ¹³C-NMR spectroscopy. The first 5 fractions contained 1.54 g 11a (cis), 1.14 g was unseparated cis/trans mixture.- ¹H-NMR (CDCl₃): 0.03 (6 H, s, SiMe₂), 0.83 (9 H, s, tBuSi), 1.43 - 1.78 (4 H, m, 3-H, 4-H), 2.56 - 2.81 (1 H, broad, OH), 3.51 - 3.67 (3 H, m, 2-H, 6-H), 3.69 (3H, s, OCH₃) 3.79 (2H, dd, J = 11.1Hz, 8.8 Hz), 4.10 - 4.35 (1H, m, 5-H).- ¹³C-NMR (CDCl₃): δ (ppm) = -4.8 (SiCH₃), 18.0 (Me₃CSi), 22.7 (C-3), 25.7 (Me₃CSi), 29.7 (C-4), 46.5 (C-2), 51.7 (C-6), 52.7 (OCH₃), 60.6, 61.1 (CH₂OH) (rotamers), 67.6 (C-5), 157.0 (C=O).

(2R,S-5S)-t-Butyldimethylsilyloxy-N-methoxycarbonyl-piperidine-2-carboxaldehyde (12a,b)

To a cooled (-60°C.) solution of oxalyl chloride (0.36 ml, 4.05 mmol) in dry dichloromethane (10 ml) dimethylsulfoxide (0.58 ml, 8.1 mmol) in dry CH₂Cl₂ (10 ml) was added dropwise so that the temperature did not rise above -50 °C. 11a,b (1.12 g, 3.67 mmol) was dissolved in dry CH₂Cl₂ (10 ml) and was added within 5 min. The solution was stirred for another 15 min., then triethylamine (2.55 ml, 18.4 mmol) was added, and the mixture was stirred for 5 min. After the mixture was allowed to warm to ambient temp. water (50 ml) was added and the layers were separated. The aqueous layer was extracted with CH₂Cl₂ (2 x 80 ml). The combined organic layers were washed with saturated sodium chloride solution (120 ml) and then dried with sodium sulphate. After filtration and evaporation of the solvent, the oil was purified by flash chromatography. Yield: 0.78 g (72 %) colorless oil as a mixture of diastereomers in a ratio of 7:3. I):diastereomer 30 %; II):diastereomer 70 %.- R_f = 0.72 g (petroleum ether/ EtOAc 2:1).- IR (neat): 2985 , 2940, 2860 (CH), 1745 (HC=O), 1715 (NC=O), 1255 (C-O) cm⁻¹.- ¹H-NMR (CDCl₃): δ(ppm) = 0.05 (6 H, d, SiMe₂), 0.86 (9 H, s, tBuSi), 1.21 - 2.70 (5 H, m, 3-H, 4-H, 6-H_a), 3.00 (1 H, d, 6-H_b^I), J = 14.6 Hz), 3.55 - 3.98 (2 H, m, 2-H, 6-H_b^{II}), 3.71^{II}) and 3.75^I) (3 H, s, OCH₃), 4.58 - 4.67 (1 H, m, 5-H), 9.59^{II}) (1 H, s, HC=O), 9.60^I) (1 H, d, J = 0.7 Hz, HC=O).- ¹³C-NMR (CDCl₃): δ(ppm) = -5.0^I) and - 4.7^{II}) (SiCH₃), 17.4^{II}) and 18.0^I) (C-3), 21.4^{II}) and 22.1^I) (Me₃CSi), 25.7 (H₃C)₃CSi), 27.2^{II}) and 28.4^I) (C-4), 48.6^{II}) and 49.1^I) (C-6), 52.9^{II}) and 53.1^I) (OCH₃), 59.9^{II}) and 60.7^I) (C-2), 64.2^{II}) and 66.9^I) (C-5), 156.1^I) and 156.8^{II}) (C=O, urethane), 200.6^{II}) and 200.9^I) (HC=O).- C₁₄H₂₇NO₄Si (301.41).- Calcd.: C 55.77 H 9.02 N 4.60 found: C 55.82 H 9.29 N 4.61.

Methyl (2*S*,5*S*)-5-*t*-Butyldimethylsilyloxy-*N*-methoxycarbonyl-piperidine-2-carboxylate (13a)

11a (1.64 g, 5.4 mmol) was oxidized to the aldehyd under Swern conditions as described for 12a,b. The resulting brown oil was dissolved in methanol/water 9:1 (30 ml) then solid NaHCO₃ (9.1 g, 108 mmol) and bromine (0.55 ml, 16.9 mmol) was added. The mixture was stirred for 1.5 h at 25 °C. The excess of bromine was reduced with sodium thiosulphate and the solution was filtered. The solvent was evaporated and the residue was stirred in 80 ml of ether. Filtration over a short column of silicagel (petroleum ether/EtOAc 2:1) and evaporation of the solvent provided a nearly colourless oil. Yield: 1.42 g (79 %). R_f: 0.86 (petroleum ether/EtOAc 2:1).- [α]_D²⁰ = - 15.4 (c=1, MeOH).- IR (neat): 2960, 2925, 2895, 2860 (CH), 1750 (C=O ester), 1710 (C=O, urethane), 1255 (C-O) cm⁻¹.- ¹H-NMR (CDCl₃): δ(ppm) = 0.06 - 0.05 (6 H, m, SiMe₂ rotamers), 0.86 (9 H, s, *t*BuSi), 1.32 - 2.31 (5 H, m, 3-H, 4-H_{ab}, OH), 2.65 - 2.75 (1 H, m, 6-H_a) 3.49 - 3.66 (1 H, m, 6-H_b), 3.69 (3 H, s, OCH₃), 3.72 (3 H, s, OCH₃), 3.87 - 4.18 (1 H, m, 5-H), 4.71 - 4.86 (1 H, m, 2-H, rotamers). ¹³C-NMR (CDCl₃): δ(ppm) = - 4.8 (SiCH₃), 18.0 (Me₃CSi), 24.7(9), 25.3 (C-3) 26.0 ((CH₃)₃CSi) 31.0 (C-4), 48.2, 48.4 (rotamers) (C-6), 52.2, (OCH₃) 53.3, 53.6 (rotamers) (C-2), 67.2, 67.9 (rotamers) (C-5), 156.6 (C=O, urethane), 171.5 (C=O, ester).

Methyl (2*S*,5*S*)-Hydroxy-*N*-methoxycarbonyl-piperidine-2-carboxylate (14a)

13a (0.72 g, 2.17 mmol) was dissolved in ether (40 ml) and cooled to 0 °C. Then dry methanolic hydrogen chloride (10 ml) was added and stored 2 d at 4 °C. The solvent and TBDMSOCH₃ was evaporated and the resulting oil was purified by flash chromatography over silica gel (EtOAc). Yield: 0.33 g (70 %).- R_f = 0.42 (EtOAc).- [α]_D²⁰ = - 24.1 (c=1, MeOH).- IR (neat): 3460 (OH), 3010, 2960, 2880 (CH), 1745 (C=O), 1710, 1690 (C=O) cm⁻¹.- ¹H-NMR (CDCl₃): δ(ppm) = 1.20 - 1.31 (1H, m, 3-H), 1.70 - 1.93 (3H, m, 4-H, 3-H OH), 2.25 - 2.33 (1H, m, 4-H), 2.74 - 2.82 (1H, m, 6-H_a), 3.57 - 3.65 (1H, m, 6-H_b), 3.72 (3H, s, OCH₃), 3.74 (3H, s, COOCH₃), 4.05 - 4.25 (1H, m, 5-H), 4.71 - 4.93 (1H, m, 2-H), signals are broadened by rotamers.- ¹³C-NMR (CDCl₃): δ(ppm) = 24.9 (C-3), 30.3 (C-4), 48.0 (C-6), 52.3 (OCH₃), 53.0 (OCH₃), 53.3 (C-2), 66.5 (C-5), 157.3 (C=O, urethane), 171.5 (C=O, ester). C₉H₁₅NO₅ (217.22).- Calcd.: C 49.76 H 6.96 N 6.44 found: C 48.93 H 7.58 N 5.72.

Methyl (2*R*,5*S*)-5-Hydroxy-*N*-methoxycarbonyl-piperidine-2-carboxylate (14b)

From 660 mg (2.08 mmol) 13b, as described for 14a. Yield: 390 mg.- (86%).- R_f = 0.40 (EtOAc).- IR(neat): 3460 (OH), 3020-2880, 1740 (C=O ester), 1710-1685 (C=O urethane), 1450, 1405, 1370, cm⁻¹.- ¹H-NMR (CDCl₃) (60°C): δ(ppm) = 1.30-2.30 (5H ,m, 3-H, 4-H, OH), 3.22 (1H, d, J_{6ab} = 14.1Hz, 6-H_a), 3.56-4.25 (8H, m, 6-H_b, H-5, OCH₃ ester + OCH₃ urethane), 4.88 (1H-m, 2-H).- ¹³C-NMR (CDCl₃): δ(ppm) = 19.5

(C-3), 26.5 (C-4), 46.6 (C-6), 51.9, (OCH₃) 52.6 (OCH₃) 52.9 (C-2), 62.8 (C-5), 156.4 (C=O, urethane), 170.1 (C=O, ester).

(2S,5S)-5-Hydroxy-piperidine-2-carboxylic acid hydrochloride (15a)

14a (0.49 g, 2.26 mmol) was refluxed 4h in 6M HCl (10 ml). After concentration *in vacuo* EtOH/Et₂O was added to the oily residue. The solvent was evaporated and the residue was dissolved in EtOH/THF (20 ml) and refluxed after addition of a small amount of charcoal. After filtration and evaporation of the solvent, the crystalline solid was triturated with acetone/EtOH (1:1) and isolated by suction. Yield: 0.31 g (76%).- m.p.: 195-196°C (dec.), (ref.¹⁹ 183-187°C).- [α]_D²⁰ = - 21.9 (c=1, H₂O), (ref.¹⁹ -18.5 (c=1.0, H₂O)).- IR (KBr): 3480, 3390 (OH), 3150 - 2400 (CH, NH₂⁺), 1735 (C=O), 1555 cm⁻¹.- ¹H-NMR (D₄-MeOD): δ(ppm) = 1.83 - 2.19 (4H, m, 3-H, 4-H), 3.22 - 3.26 (2H, m, 6-H), 3.99 (1H, t, J = 7.4Hz, 2-H), 4.07-4.1 (1H, m, 5-H).- ¹³C-NMR (D₄-MeOD): δ(ppm) = 21.9 (C-3), 29.8 (C-4), 50.4 (C-6), 57.6 (C-2), 62.1 (C-5), 170.6 (COOD). C₆H₁₂ClNO₃ (181.62) Calcd.: C 39.68 H 6.66 N 7.71 found: C 39.88 H 7.09 N 7.57.

(2R,5S)-5-Hydroxy-piperidine-2-carboxylic acid hydrochloride (15b)

14b (217 mg, 1.00 mmol) was refluxed for 4 h with 6 M HCl (2 ml). After evaporation of the volatiles the residue was triturated with EtOH/acetone. The crystalline solid was isolated by vacuum filtration. Yield: 130 mg (72%).- m.p.: 225 (dec.).- [α]_D²⁰ = +8.6 (c=1, H₂O) (ref.¹⁹ for 2S,5R: - 9.7 (c=0.9, H₂O)).- IR (KBr): 3360, 3220 (OH), 3020 - 2420 (CH, NH₂⁺), 1745 (C=O), 1590 cm⁻¹.- ¹H-NMR (D₄-MeOD): δ(ppm) = 1.65 (1H, m, 4-H_a), 1.86 (1H, m, 3-H_a), 2.02 (1H, m, 4-H_b), 2.39 (1H, m, 3-H_b), 2.85 (1H, dd, J_{ab} = 12.2, 9.2Hz, 6-H_a), 3.42 (1H, ddd, J = 12.2, 3.9, 1.3Hz, 6-H_b), 3.90 (1H, m, 5-H), 4.01 (1H, dd, J = 10.1, 3.9Hz, 2-H).- ¹³C-NMR (D₄-MeOD): δ(ppm) = 24.4 (C-3), 31.1 (C-4), 49.1 (C-6), 56.9 (C-2), 63.9 (C-5), 170.7 (C=O).- C₆H₁₂ClNO₃ (181.62) Calcd.: C 39.68 H 6.66 N 7.71 found: C 39.46 H 6.64 N 7.62.

Methyl (2R,5R)-5-benzoyloxy-N-methoxycarbonyl-piperidine-2-carboxylate (17) 80% d.e.
300 mg (1.38 mmol) **16** (prepared in 80% d.e. as described in ref.¹⁹), triphenylphosphine (472 mg, 1.80 mmol) and benzoic acid (220 mg, 1.80 mmol) were dissolved in THF (20 ml) under N₂. To this mixture was added with stirring diethyl azodicarboxylate (313 mg, 1.80 mmol) in THF (2 ml). After 1h the solvent was evaporated *in vacuo* and CH₂Cl₂ (100 ml) was added. The mixture was washed with 5 % NaHCO₃ solution (2x) and water (1x). The organic layer was dried (Na₂SO₄) and evaporated. The residue was chromatographed on silica gel (CHCl₃/EtOAc 9+1). Yield: 189 mg (43%) colorless oil 80 % d.e. by ¹H-NMR.- R_f = 0.40 (CHCl₃/EtOAc 9+1).- IR

(neat): 3070-2880, 1750-1690 (C=O), 1605, 1585 cm^{-1} .- $^1\text{H-NMR}$ (CDCl_3) at 60°C : only signals for 2*R*,5*R* **17** are shown: $\delta(\text{ppm}) = 1.52$ (1H, dq, $J_{3a,4a} \approx J_{4a,4e} \approx J_{4a,5a} \approx 11\text{-}14\text{Hz}$, $J_{3e,4a} = 3.8\text{Hz}$, 4- H_a), 1.89 (1H, ddt, $J_{3a,4a} \approx J_{3a,3e} = 13.9\text{Hz}$, $J_{3a,2e} = 6.1\text{Hz}$, $J_{3a,4e} = 3.5\text{Hz}$, 3- H_a), 2.17 (1H, m, 4- H_e), 2.36 (1H, ddd, $J_{3a,3e} = 13.9\text{Hz}$, $J_{2e,3e} = 6.2\text{Hz}$, $J_{3e,4a} = 3.8\text{Hz}$, 3- H_e), 3.08 (1H, dd, $J_{6a,6e} = 12.4\text{Hz}$, $J_{5a,6a} = 10.9\text{Hz}$, 6- H_a), 3.74 (3H, s, OCH_3), 3.77 (3H, s, OCH_3), 4.38 (1H, dd, $J_{6a,6e} = 12.4\text{Hz}$, $J_{5a,6e} = 5.0\text{Hz}$, 6- H_e), 4.89-5.04 (2H, m, 2- H_e , 5- H_a), 7.37-7.59 (3H, m, H_{arom}), 7.98-8.04 (2H, m, H_{arom}). - $^{13}\text{C-NMR}$ (CDCl_3): 24.60/24.93 (C-4), 26.34/26.84 (C-3), 44.60/44.79 (C-6), 52.34/53.07 (2x OCH_3), 53.27/53.58 (C-2), 68.65 (C-5), 128.28, 129.52, 129.79, 133.09 (C_{arom}), 156.02/156.49 (CO_2CH_3 urethane), 165.52 (PhCO_2^-), 171.30 (CO_2CH_3 ester)-rotamers.- $\text{C}_{16}\text{H}_{19}\text{NO}_6$ (321.33) Calcd.: C 59.81 H 5.96 N 4.36 found.: C 59.78 H 5.91 N 4.20.

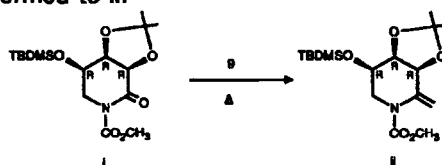
(2*R*,5*R*)-5-Hydroxy-piperidine-2-carboxylic acid hydrochloride (**18**) 84% d.e.

17 (80% d.e.) (175 mg, 545 μmol) was refluxed with 4 M HCl (3 ml) for 6 h. After cooling, benzoic acid was extracted from the aqueous phase with CH_2Cl_2 (3x). After evaporation of the aqueous layer the oily residue crystallized. The colorless crystals were triturated with acetone, isolated by vacuum filtration and dried. Yield: 58 mg (59%).- m.p.: 187°C - 195°C (dec.).- $[\alpha]_D^{20} = +18.1$ ($c=1.3$ MeOH) (84% d.e. by $^1\text{H-NMR}$).- IR (KBr): 3520, 3490 (OH), 3000-2500 (CH, NH_2^+), 1730 (C=O), 1560, 1440, 1400, 1225, $^1\text{H-NMR}$ ($\text{D}_4\text{-MeOD}$): $\delta(\text{ppm}) = 1.83\text{-}2.24$ (4H, m, 3-H, 4-H), 3.23 (2H, m, H-6), 4.02 (1H, t, $J=7.5\text{Hz}$, 2-H), 4.08-4.13 (1H, m, 5-H).- $^{13}\text{C-NMR}$ ($\text{D}_4\text{-MeOD}$): $\delta(\text{ppm}) = 21.8$ (C-3), 29.8 (C-4), 50.3 (C-6), 57.6 (C-2), 62.1 (C-5), 170.7 (COOD). $\text{C}_6\text{H}_{12}\text{ClNO}_3$ (181.62) Calcd.: C 39.68 H 6.66 N 7.71 found: C 39.79 H 6.54 N 7.66.

References and Notes

- Pipelic Acids II : C. Herdeis and W. Engel, *Arch. Pharm. (Weinheim)*, **1992**, *325*, 411-417.
 - P. D. Bailey, G. R. Brown, F. Korber, A. Reed and R. D. Wilson, *Tetrahedron: Asymmetry*, **1991**, *2*, 1263-1282.
 - P. D. Bailey and J. S. Bryans, *Tetrahedron Lett.* **1988**, *29*, 2231-2234.
 - Leading references for the syntheses of subst. pipelic acids: S. R. Angle and D. O. Arnaiz, *Tetrahedron Lett.* **1989**, *30*, 515-518, see ref. 3 and 4.
 - W. N. Speckamp, H. Hiemstra and P. M. Esch, *Tetrahedron Lett.* **1990**, *31*, 759-762.
 - H. Rapoport and R. C. Roemmele, *J. Org. Chem.* **1989**, *54*, 1866-1875.
 - C. Herdeis and W. Engel, *Tetrahedron: Asymmetry*, **1991**, *2*, 945-948.
 - F. Couty and C. Agami, *Synlett*, **1990**, 731-732.
- J. P. Whitten, R. v. Cube, B. M. Baron and I. A. Mc Donald, *BioMed. Chem. Lett.* **1993**, *3*, 19-22.
 - T. D. Copeland, E. M. Wondrak, J. Toszer, M. M. Roberts and S. Oroszlan, *Biochem. Biophys. Res. Comm.* **1990**, *169*, 310-314.

3. C. Angst, P. S. Bernard, L. Blanchard, T. Campbell, R. De Jesus, W. Guida, A. J. Hutchison, R. H. Jackson, D. E. Murphy, M. A. Stills, M. Williams and E. Wilusz, *J. Med. Chem.* **1989**, *32*, 2171-2178.
4. P. L. Ornstein, D. D. Schoepp, M. B. Arnold, J. D. Leander, D. Lodge, J. W. Paschal and T. Elzey, *J. Med. Chem.* **1991**, *34*, 90-97.
5. C. Herdeis and W. Held, unpublished.
6. Synthesis of this amino acid is not known. Isolation as a diketopiperazine derivative: G. R. Pettit, R. B. Von Dreele, D. L. Herald, M. T. Edgar and H. B. Wood, Jr., *J. Am. Chem. Soc.* **1976**, *98*, 6742-6743. total synthesis: T. Fukuyama, R. K. Frank and C. F. Jewell, Jr., *J. Am. Chem. Soc.* **1980**, *102*, 2122-2123.
7. Synthesis with: G. J. Hanson and M. A. Russel, *Tetrahedron Lett.* **1989**, *30*, 5751-5754. J. P. Mazaleyrat, I. Rage, J. Xie, J. Savrada and M. Wakselman, *Tetrahedron Lett.* **1992**, *33*, 4453-4456. Synthesis of: C. Herdeis and W. Engel, *Arch. Pharm. (Weinheim)* **1993**, *326*, 297-301. A. W. Burgstahler and C. E. Aiman, *J. Org. Chem.* **1960**, *25*, 489-492. N. A. Dobson and R. A. Raphael, *J. Chem. Soc.* **1958**, 3642-3647.
8. a. F. N. Tebbe, G. W. Parshall and G. S. Reddy, *J. Am. Chem. Soc.* **1978**, *100*, 3611-3613. b. R. H. Grubbs and L. F. Cannizzo, *J. Org. Chem.* **1985**, *50*, 2316-2323. c. S. H. Pine, R. J. Pettit, G. D. Gelb, S. G. Cruz, C. H. Gallego, T. Tijerina and R. D. Pine, *J. Org. Chem.* **1985**, *50*, 1212-1216. d. S. H. Pine, G. S. Shen and H. Hoang, *Synthesis* **1991**, 165-167. Review: S. H. Pine, *Org. React.* **1993**, *43*, 1-91.
9. a. K. Oshima, H. Nozaki, K. Takai, Y. Hotta, *Tetrahedron Lett.* **1978**, *27*, 2417-2420. b. L. Lombardo, *Tetrahedron Lett.* **1982**, *23*, 4293-4296.
10. K. Clauss and H. Bestian, *Liebigs Ann. Chem.* **1962**, *654*, 8-19.
11. N. A. Petasis and E. I. Bzowej, *J. Am. Chem. Soc.* **1990**, *112*, 6392-6394.
12. Benzylidenations of dimethyl formamide and dimethyl acetamide with Dibenzyltitanocene is described: N. A. Petasis and E. I. Bzowej, *J. Org. Chem.* **1992**, *57*, 1327-1330.
13. 2-Pyrrolidone and 2-azetidinone derivatives are also methylenated in 50-60% yield. Also 2-piperidone **i**¹⁴ is transformed to **ii**.



14. C. Herdeis and D. Waibel, *Arch. Pharm. (Weinheim)*, **1991**, *324*, 269-274.
15. **10** is a rather stable compound. It can be distilled *in vacuo* and treated with 3 M NaOH solution at r.t. without decomposition. Flash chromatography on silica gel must be performed with some drops of Et₃N in the eluent.
16. K. B. Sharpless, P. H. J. Carlsen, T. Katsuki and V. S. Martin, *J. Org. Chem.* **1981**, *46*, 3936-3938.
17. F. W. Lichtenthaler, P. Jarglis and K. Lorenz, *Synthesis* **1988**, 790-792.
18. C. Herdeis, *Synthesis* **1986**, 232-233.
19. S. -I. Hatanaka, S. Kaneko, *Phytochemistry*, **1977**, *16*, 1041-1042.