

# GEOCHEMISTRY OF METABASITES AND GABBROIC ROCKS FROM THE TEPLÁ- DOMAŽLICE ZONE

U. Schüssler<sup>1</sup>, Z. Vejnar<sup>2</sup>, M. Okrusch<sup>1</sup>, S. Rose<sup>3</sup>  
and E. Seidel<sup>4</sup>

<sup>1</sup> Mineralogisches Institut, Universität Würzburg,  
Am Hubland, D-8700 Würzburg, F. R. G.

<sup>2</sup> Geological Survey, Prague, Czechoslovakia  
<sup>3</sup> Institut für Angewandte Mineralogie, Universität  
Regensburg, Kumpfmühlerstrasse 2,  
D-8400 Regensburg, F. R. G.

<sup>4</sup> Mineralogisch-Petrographisches Institut, Universität  
Köln, Zulpicher Strasse 49, D-5000 Köln, F. R. G.

## Abstract

Various amphibolites, metagabbros and eclogitic relics of the Mariánské Lázně complex, and amphibolites from the Černá Hora Massif exhibit an uniform geochemical character which compares well with modern mid-ocean ridge basalts. Geochemically these metabasites are similar to the amphibolites of the Mýto area and to schistose, partly striped amphibolites of the neighbouring Tirschenreuth—Mähring Zone and the Erben-dorf—Vohenstrauß Zone (Bavaria).

Greenschists and amphibolites from the Domažlice metamorphic complex show an alkaline-basaltic tendency conforming to modern within-plate basalts or basalts from anomalous mid-ocean ridge segments. In their chemical character, these metabasites compare well with the flaseramphibolites of the Erben-dorf—Vohenstrauß Zone. Fine-grained amphibolites in the Warzenrieth area and (gabbro-) amphibolites in the Blätter-berg—Hoher Bogen area show normal MORB character. The metamorphosed gabbroic rocks in the southern part of the Neukirchen—Kdyně (meta-) igneous complex are subalkaline — tholeiitic and exhibit a magmatic differentiation trend. They differ from the neighbouring amphibolites by generally lower contents of incompatible elements.

## Introduction

The pre-site studies of the German Continental Deep Drilling Project KTB led to a new paleotectonic concept for the western part of the Bohemian Massif, strongly influenced by plate tectonic models. The essential point of the new concept is a collision and thrusting of the Moldanubian onto parts of the Saxothuringian. Subsequent to the collision both units were partly overthrust by a nappe complex, relics of which are the Münchberg nappe pile, the Erben-dorf—Vohenstrauß Zone with the Erben-dorf Greenschist Zone at its base and, possibly, the Teplá—Domažlice Zone (Weber and Vollbrecht 1986). Moldanubian and Saxothuringian were welded by a last low-pressure metamorphism 330 to 320 Ma ago. In contrast, the last metamorphic event in the crystalline nappes of the Münchberg pile and the western part of the Erben-dorf—Vohenstrauß Zone is of medium-pressure type and took place in the Early Devonian around 380 Ma ago (e.g. Blümel 1983, Schüssler et al. 1986, Teufel 1988, Kreuzer et al. 1989). The Erben-dorf—Vohenstrauß Zone and the Erben-dorf Greenschist Zone partly suffered a ther-

mal influence by the late Hercynian granite intrusions 324 and 310 Ma ago (e.g. Köhler and Müller-Sohnius 1976, Wendt et al. 1986). The most conspicuous metamorphic event in the Teplá—Domažlice Zone was also of medium-pressure type (Vejnar 1972, 1977, Blümel 1983) and, judging from extensive K-Ar dating, took place in Devonian times. However, a later thermal influence around 320 Ma is obvious (Kreuzer et al. this volume).

In all three units metabasites form important constituents which provoke a geochemical comparison. Our joint Czechoslovakian-German working group started new geochemical investigations on metabasites and gabbroic rocks of the Teplá—Domažlice Zone in order to enable a comparison with recent geochemical data on the metabasites from the other two allochthonous units (Schüssler 1987, Schüssler et al. 1989, Okrusch et al. in press). Furthermore, the geochemical characteristics of the various amphibolite complexes in the Teplá—Domažlice Zone and the relationship between the amphibolites and the gabbroic rocks in the Neukirchen—Kdyně (meta-) igneous complex will be evaluated.

## Geology and sample characteristics

### Metabasites of the Mariánské Lázně complex

Within the Bohemian Massif the Mariánské Lázně complex represents one of the largest metabasite accumulations (Kastl and Tonika 1984). It is bordered by kyanite/sillimanite bearing paragneisses of the Teplá anticlinorium in the southeast and by Variscan granite intrusions in the northwest. The dominating metabasites are intercalated by serpentinites, paragneisses, marbles, calcisilicate rocks and orthogneisses.

According to Kastl and Tonika (1984), the various types of metabasites exhibit a zonal distribution: The outer flanks of the complex are formed by garnet-free amphibolites and by sphene-bearing garnet amphibolites, whereas rutile-bearing garnet amphibolites, eclogite amphibolites and eclogites are concentrated in the center. Kastl and Tonika (1984) interpreted this arrangement by an increase of P-T conditions from the margins to the core of the complex during the (single-stage?) metamorphism. However, judging from the situation in the Münchberg complex and from other eclogite occurrences in different parts of the Variscides a two-stage metamorphism should be considered: Mineral assemblages of the earlier high-pressure event were overprinted by a medium-pressure, amphibolite-facies metamorphism. This view is corroborated by textural evidence observed in thin sections of our samples (see below). The Mariánské Lázně complex furthermore contains lenses of gabbros and gabbro-norites which, according to Kastl and Tonika (1984), were "apparently formed at the end of the metamorphic cycle".

Samples of the following metabasite types were investigated:

Schistose amphibolites (samples 69, 70) are medium to fine grained. They contain greyish-green hornblendes of an older generation which are surrounded by younger aggregates of smaller, lath-shaped hornblendes of the same colour. Plagioclase is partly altered to sericite or saussurite. Opaques are overgrown by sphene. Samples 66 and 67 are transitional to garnet-bearing hornblende-gneisses with high amounts of quartz and plagioclase. Some of the schistose amphibolites (sample 58) may contain intercalations rich in biotite which is partly replaced by chlorite.

Garnet- and rutile-bearing flaseramphibolites (samples 59, 60, 61, 65, 68) strongly resemble the flaseramphibolites of the Erben-dorf—Vohenstrauß Zone in their textural appearance and mineralogy (but not in their trace element chemistry, see below!). The medium grained rocks consist of xenoblastic plagioclase and greyish-green, hypidioblastic hornblende. Gar-

net is widely replaced by fine-grained aggregates of hornblende, plagioclase and epidote. Rutile is the predominant titanium mineral; other accessories are sphene, apatite and opaques. Later alteration processes led to the formation of sericite and saussurite in plagioclase as well as to partial replacement of hornblende by chlorite and epidote and of ilmenite by leucocene.

The eclogitic rocks in investigated (samples 62, 63, 64) exhibit relics of the high-pressure assemblage garnet—omphacite—rutile, but display textural evidence for strong post-eclogitic overprint. Part of the garnet and most of the omphacite are replaced by extremely fine-grained, symplectitic aggregates (plagioclase + ?pyroxene/hornblende). Their formation may be correlated to a decompression after the eclogite-facies metamorphism. A renewed metamorphic overprint under medium-pressure, amphibolite-facies conditions is documented by the formation of coarser olive-green to brown hornblende and plagioclase which may be intimately intergrown. Sample 62 was further on affected by a latestage retrogressive alteration with formation of epidote, chlorite and sericite.

Metagabbros (sample 57) are characterized by relics of clinopyroxene which are overgrown by porphyroblasts of yellow hornblende, intensively dusted by opaques. In their vicinity flakes of reddish-brown biotite and larger opaque grains occur. Retrograde influences led to the formation of pale-green to colourless actinolitic amphibole and to sericitization of the coarse-grained plagioclase.

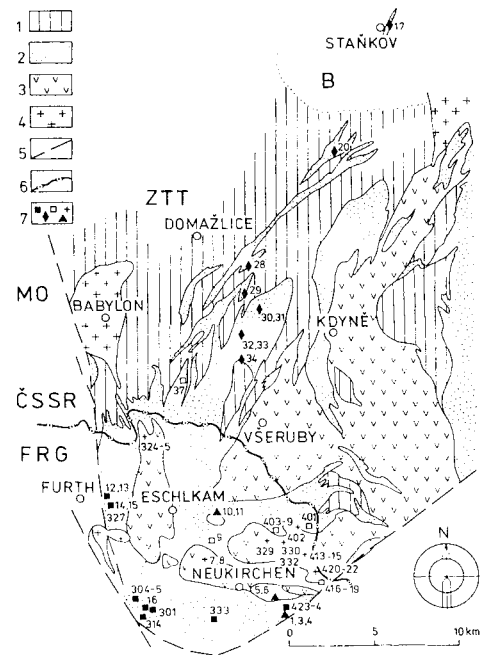
#### Amphibolites in Moldanubian gneisses near Mýto west of Tachov

In the Mýto area several small bodies of amphibolite are intercalated within the Moldanubian sillimanite gneisses west of the Bohemian Quartz Lode. They may represent a continuation of the amphibolites in the Tirschenreuth—Mähring Zone (Bavaria) which forms a transition between the Moldanubian and the Saxothuringian realms. In order to corroborate this assumption by geochemical constraints, samples 41 and 43 were analyzed from the occurrence near Mýto. The medium- to fine-grained amphibolites consist of pale olive-green to greyish-green (Y, Z) hornblende (partly altered to chlorite), of plagioclase, subordinate biotite and accessory sphene, apatite and opaques. A characteristic of the Mýto amphibolites is the high amount of calcisilicate intercalations. They consist of clinopyroxene and sericitized plagioclase; some layers contain additional garnet and carbonate. This feature is at variance to the amphibolites of the Teplá—Domažlice Zone, but also the Tirschenreuth—Mähring Zone. In gneisses associated with the amphibolites in the Mýto outcrop, the assemblage biotite—microcline—sillimanite—corundum—plagioclase is recognized. This assemblage conforms to the temperatures of about 750° C (at pressures of 3 to 4.5 kbar) estimated by Wagener—Lohse and Blümel (1986) for the highest grade of low-pressure type metamorphism in the Tirschenreuth—Mähring Zone.

#### Amphibolites of the Černá Hora massif near Hostouň

The amphibolite bodies are intercalated with micaschists and paragneisses of the Teplá—Domažlice Zone. The complex is intruded by later Hercynian granites and, at its western border, delineated by the Bohemian Quartz Lode. Judging from the isograd pattern mapped by Vejnar (1972) the grade of medium-pressure metamorphism increases from east to west. The Černá Hora metabasites are associated with metapelites of the staurolite and the kyanite zone.

The investigated amphibolite samples (38, 46 to 55) are very fine- to (rarely) medium-grained. Some of them exhibit a well developed schistosity. A fine banding, caused by a variation in

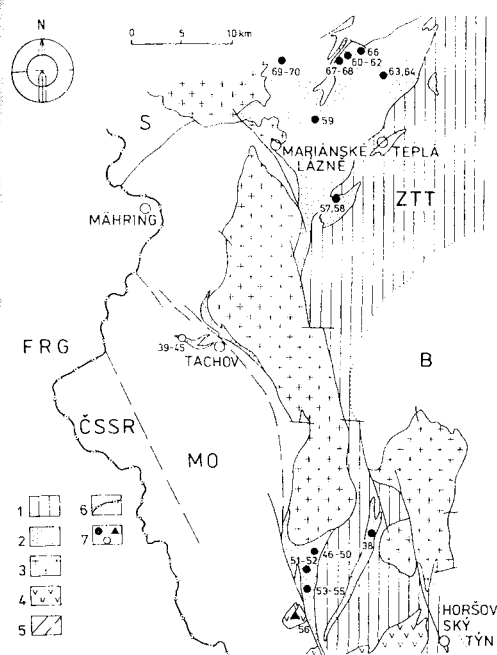


1. Geological situation in the southern part of the Teplá—Domažlice zone, based on the geological maps of Bavaria 1:500 000 (Bayerisches Geologisches Landesamt, München), ČSFR 1:25 000 (Geological survey Prague) and on the compilation of Troll and Weiss (1988), with sample localities. 1 — metapelitic rocks of the Teplá—Domažlice zone; 2 — metabasites rocks; 3 — gabbroic and dioritic rocks of the Neukirchen—Kdyně (meta-) igneous complex; 4 — granites; 5 — faults; 6 — FRG/ČSFR frontier; 7 — sample sites: filled squares — (gabbro-) amphibolites of the Blätterberg—Hoher Bogen area. Open squares — amphibolites of the Warzenrieth area. Rhombs — greenschists and amphibolites from the southeastern part of the Domažlice metamorphic complex. Crosses — gabbroic rocks of the Neukirchen—Kdyně (meta-) igneous complex. Triangles — metapelitic rocks discussed by Kreuzer et al., this volume. MO — Moldanubian. ZTT — Teplá—Domažlice zone. B — Barrandian.

the hornblende/plagioclase ratio or by intercalation of clinopyroxene-rich layers is observed in some of the samples. Usually the hornblendes are pale-green to pale-bluishgreen (Z). Poikiloblastic garnet may be present as additional phase. Retrograde alteration is indicated by saussurization of plagioclase and by infiltration of monomineralic carbonate veins.

#### Metabasites of the Domažlice metamorphic complex and gabbroic rocks of the Neukirchen—Kdyně (meta-) igneous complex

The southern part of the Teplá—Domažlice Zone is formed by a metamorphic complex consisting of SW—NE trending metabasite bodies intercalated with metapelites. The grade of regional metamorphism increases from NE to SW, as indicated by a succession of isograds in the metapelites: biotite, garnet, staurolite and kyanite (Vejnar 1972). The transition from greenschist to amphibolite facies occurs between the biotite and the garnet isograd.



2. Geological situation in the northern and central parts of the Teplá—Domažlice zone based on the geological maps of ČSFR 1:200 000 and 1:25 000 (Geological Survey Prague), with sample localities. Symbols as in fig. 1. Sample sites: Filled circles — metabasites of the Mariánské Lázně complex and Černá Hora massif. Open circles — amphibolites of the Mýto area. Triangle — diorite of the Mutěnin stock.

The Domažlice metamorphic complex contains several large intrusions of varying composition, the Neukirchen—Kdyně (meta-) igneous complex. It is interpreted by Vejnar (1986) as a Skaergaard-type layered intrusion of Late Cadomian (Cambrian) age which can be subdivided into three stratiform units. The lower, gabbroic zone forms a sequence of olivine gabbros, olivine gabbroanorthites, anorthosites and olivine ferrodiorites. In the middle zone two-pyroxene diorites predominate, whereas the upper zone consists of quartz diorites. A younger intrusive phase is represented by tonalites, trondhjemites and granodiorites. Around the igneous intrusions the crystalline schists of the Domažlice metamorphic complex suffered a strong thermal overprint, leading to a contact aureole up to 4 km wide. Moreover, contact-metamorphosed xenoliths of the country rocks are frequently observed in the intrusives.

In the northern part of the Neukirchen—Kdyně (meta-) igneous complex, Vejnar (1986) describes local metamorphic recrystallization, mostly accompanied by the formation of secondary amphiboles. This metamorphic overprint was much more intensive in the southern part of the complex where all transitions between gabbroic relics and fine-grained amphibolites can be observed (Fischer 1930 and own observations, see below). The increase of metamorphic recrystallization in the gabbroic rocks from NE to SW fits well into the isograd pattern mapped by Vejnar (1972) in the Domažlice metamorphic complex, attributed to the medium-pressure event about 380 Ma ago (Kreuzer et al. 1989 and this volume). This could lead to the assumption that the metamorphic overprint of the gabbroic

rocks took place during this event. However, the thermal influence of the igneous intrusions on the Domažlice metamorphics as observed by Vejnar (1986) contradicts this interpretation. Further detailed investigations are necessary to solve this enigma.

#### Samples of the following rock types were investigated:

The greenschists of the Domažlice metamorphic complex (sample 17, 28) are very fine-grained, often schistose and sometimes folded. They consist of pale-green chlorite (clinocllore), bluish-green (Z) amphibole, epidote, albite and subordinate quartz. Leucocene and opaques may be present in considerable amounts. Carbonate is either dispersed in the rock or concentrated in layers or veins.

The amphibolites of the Domažlice metamorphic complex (20, 29 to 34) are medium- to fine-grained. They consist predominantly of hornblende and plagioclase and contain frequently biotite (partly chloritized), sometimes also thin layers rich in epidote. Accessory minerals are opaques and sphene. The complex history of the rocks is documented in a multiple zonation of the amphiboles (for details see Vejnar 1977). In some of the investigated samples, a retrograde overprint is shown by a decomposition of hornblende into chlorite and epidote and by a sericitization of plagioclase.

Gabbroic relics in the southern part of the Neukirchen—Kdyně (meta-) igneous complex (samples 8, 9; 324, 325, 329, 330, 332, 413—415, 420—422) are characterized by a medium- to coarse-grained, granular texture formed by disoriented tabular plagioclases and xenomorphic pyroxenes. In some of the samples large flakes of primary biotite can be observed. Accessories are large grains of opaques and long prisms of apatite. In all gabbroic rocks investigated a metamorphic overprint is clearly documented, leading to different degrees of amphibolitization. The pyroxenes are partly or totally replaced by different types of amphibole which occur either as large xenoblasts dusted by opaques or as fine-grained, granoblastic to fibroblastic aggregates. Judging from their different colours the amphiboles must be highly variable in composition. In one of the samples porphyroblasts of yellow hornblende are partly replaced by tartan-like aggregates of biotite. During the metamorphic overprint, the igneous plagioclases were gradually recrystallized to finer-grained, granoblastic aggregates.

Amphibolites of the Warzenrieth area are medium- to fine-grained and exhibit a more or less developed schistosity. Main constituents are yellow, rarely olive-green (Z) hornblende, plagioclase, and sometimes clinopyroxene; sphene, opaques, zircon and apatite are present in subordinate amounts. Epidote occurs as an alteration product. Judging from textural evidence at least some of the fine-grained amphibolites can be derived from gabbroic rocks of the Neukirchen—Kdyně (meta-) igneous complex. However, some of the amphibolites bodies in the Eschlkam—Warzenrieth area may form extensions of the Domažlice metamorphic complex.

The (gabbro-) amphibolites of the Blätterberg—Hoher Bogen area form a distinct petrographic group which is characterized by a flaser texture with poorly developed schistosity. The hornblende/plagioclase ratio is extremely variable ranging from hornblendites to leuco-amphibolites. The greyish- to bluish-green, rarely yellow hornblendes are intensively dusted by opaques. They form large xenoblasts which underwent post-crystalline deformation. Plagioclase mostly forms fine-grained, granoblastic aggregates together with minor quartz and hornblende (mortar structure). Relics of igneous pyroxenes are missing. Accessories are sphene, apatite and opaques. The rocks are penetrated by alteration zones consisting of strongly sericitized plagioclase and pale-green hornblende.



Table 5 Amphibolites of the Warzenrieth area

Probe	7	8	9	37	401	403	404	405	406	407	408	409	416	417	418	419
SiO <sub>2</sub>	49.6	49.5	45.6	47.3	51.7	45.6	45.3	45.6	48.8	53.4	45.1	46.6	52.0	51.0	50.8	50.9
TiO <sub>2</sub>	0.32	0.31	1.24	1.39	2.16	2.82	3.17	3.31	2.96	2.34	2.81	2.08	1.70	1.79	1.92	1.65
Al <sub>2</sub> O <sub>3</sub>	17.3	20.4	16.3	17.5	13.2	12.6	13.9	12.4	11.3	12.9	12.2	10.5	14.4	14.3	13.4	13.5
Fe <sub>2</sub> O <sub>3</sub>	0.46	0.81	0.32	1.17	—	—	—	—	—	—	—	—	—	—	—	—
FeO	4.83	5.10	8.95	6.04	12.1*	15.1*	15.5*	16.1*	13.0*	12.1*	15.4*	13.5*	11.8*	11.9*	13.4*	12.7*
MnO	0.10	0.11	0.19	0.12	0.21	0.21	0.26	0.25	0.22	0.21	0.24	0.18	0.19	0.19	0.21	0.21
MgO	10.1	8.00	9.03	7.57	6.07	9.21	9.35	8.35	8.92	6.34	9.89	6.99	7.07	6.68	7.02	7.93
CaO	12.5	10.2	14.0	12.6	8.97	10.8	8.94	10.3	13.6	9.44	11.5	1.26	9.13	9.91	9.18	9.14
Na <sub>2</sub> O	2.34	3.08	1.24	2.45	2.56	1.87	2.36	1.82	1.42	2.45	1.71	0.10	2.77	2.77	2.56	2.18
K <sub>2</sub> O	0.06	0.11	0.17	0.12	0.55	0.10	0.10	0.14	0.10	0.24	0.12	0.44	0.31	0.60	0.57	0.29
P <sub>2</sub> O <sub>5</sub>	0.03	0.03	0.03	0.13	0.19	0.03	0.03	0.03	0.02	0.02	0.02	—	0.21	0.18	0.17	0.14
CO <sub>2</sub>	0.07	0.11	0.10	0.70	—	—	—	—	—	—	—	—	—	—	—	—
S	0.12	0.30	0.32	0.06	—	—	—	—	—	—	—	—	—	—	—	—
H <sub>2</sub> O	1.8	2.2	1.8	2.2	—	—	—	—	—	—	—	—	—	—	—	—
Summe	99.60	100.26	99.50	99.50	97.71	98.24	98.81	98.30	100.24	99.44	98.99	98.45	99.58	99.32	99.23	98.64
V	147	96	336	284	441	590	620	650	650	520	600	347	346	337	388	329
Cr	963	315	422	491	116	152	164	144	165	112	150	72	142	89	101	144
Ni	140	77	128	113	36	34	42	29	<20	22	33	<20	31	<20	22	33
Cu	—	—	—	—	36	42	12	27	18	20	40	30	25	29	32	33
Zn	—	—	—	—	141	104	105	122	99	92	110	121	135	108	107	84
Rb	<2	<2	5	<2	16	<2	4	3	<2	4	3	4	6	13	14	6
Sr	21	433	132	157	106	89	101	114	97	121	83	99	99	122	84	64
Y	16	11	24	35	50	16	9	19	25	18	16	52	40	39	45	38
Zr	25	31	27	101	144	22	21	22	23	26	26	119	109	120	115	112
Nb	4	4	4	6	5	4	5	6	4	7	5	7	9	12	8	8
Ba	<20	69	179	9100	158	143	165	151	99	169	149	261	162	162	146	100
Ce	<10	<10	<10	<10	13	<10	<10	<10	<10	<10	<10	<10	<10	21	14	<10

Table 6 (Gabbro-)amphibolites of the Blätterberg—Hoher Bogen area

Probe	12	13	14	15	16	301	304	305	314	327	333	423	424
SiO <sub>2</sub>	48.9	49.3	48.3	46.8	46.8	45.5	47.6	41.5	47.4	45.8	45.4	41.5	53.1
TiO <sub>2</sub>	2.11	1.96	1.97	3.31	1.72	2.14	1.34	3.70	2.00	2.43	1.80	2.96	2.52
Al <sub>2</sub> O <sub>3</sub>	14.2	13.6	13.2	11.7	13.4	13.6	14.6	11.2	14.2	12.0	14.2	13.7	25.0
Fe <sub>2</sub> O <sub>3</sub>	1.43	0.70	1.68	2.02	3.78	—	—	—	—	—	—	—	—
FeO	11.2	11.4	11.8	15.1	10.1	13.9*	11.4*	21.3*	12.4*	16.6*	12.2*	17.8*	2.68*
MnO	0.21	0.23	0.23	0.27	0.23	0.22	0.21	0.23	0.21	0.26	0.20	0.27	0.05
MgO	5.87	5.78	7.11	5.25	8.22	8.61	8.46	7.45	7.17	7.73	9.62	7.68	1.36
CaO	10.6	11.1	10.3	10.2	11.3	11.9	11.8	10.7	11.3	10.2	12.1	12.0	10.3
Na <sub>2</sub> O	3.23	3.14	2.74	2.32	2.69	2.15	2.17	1.88	2.81	2.44	1.84	2.00	5.22
K <sub>2</sub> O	0.16	0.23	0.23	0.18	0.63	0.10	0.10	0.11	0.11	0.22	0.10	0.24	0.10
P <sub>2</sub> O <sub>5</sub>	0.17	0.18	0.21	0.34	0.14	0.19	0.12	0.15	0.18	0.40	0.19	0.29	0.23
CO <sub>2</sub>	0.03	0.10	0.10	0.05	0.08	—	—	—	—	—	—	—	—
S	0.17	0.20	0.20	0.23	0.07	—	—	—	—	—	—	—	—
H <sub>2</sub> O	1.4	1.4	1.7	1.4	1.8	—	—	—	—	—	—	—	—
Summe	99.71	99.32	99.77	99.17	100.36	98.21	97.70	98.22	97.78	98.08	97.55	98.44	98.46
V	454	408	421	609	396	229	306	1500	215	530	338	580	44
Cr	83	74	164	61	172	238	297	112	220	114	374	104	<20
Ni	46	44	52	21	47	55	66	56	38	28	113	<20	<20
Cu	—	—	—	—	—	85	37	32	62	35	28	11	18
Zn	—	—	—	—	—	3	137	133	111	152	82	149	26
Rb	4	9	19	7	<2	75	<2	8	<2	11	<2	8	<2
Sr	165	175	114	109	125	42	85	68	168	75	103	133	882
Y	46	47	47	65	40	85	31	41	45	59	37	52	13
Zr	112	99	105	215	69	9	68	93	111	124	91	75	10
Nb	8	6	8	11	7	43	7	8	8	8	8	7	6
Ba	185	170	107	186	88	<10	119	204	219	67	41	100	63
Ce	<10	<10	22	23	<10	<10	<10	<10	<10	20	<10	<10	<10

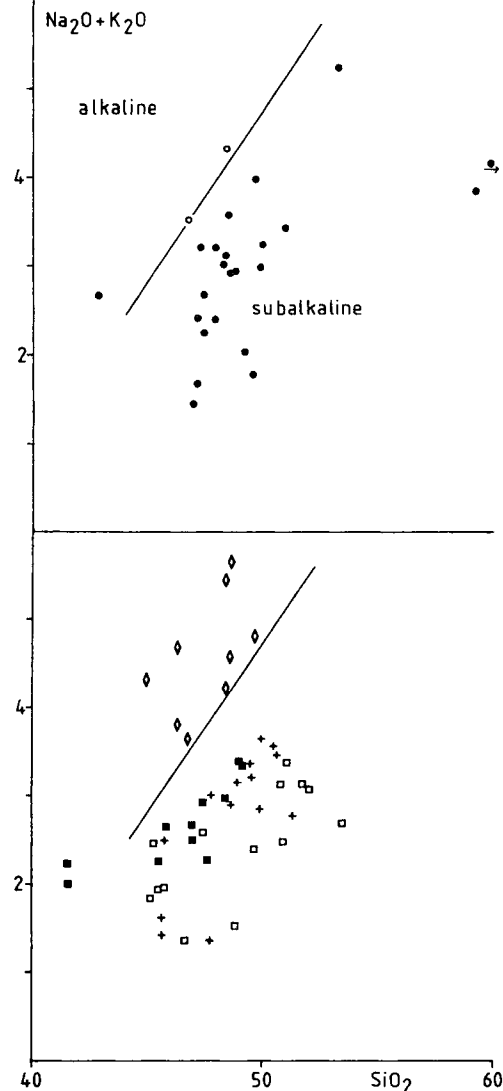
\* FeO<sub>tot</sub>.

Amphibolites of the Warzenrieth area

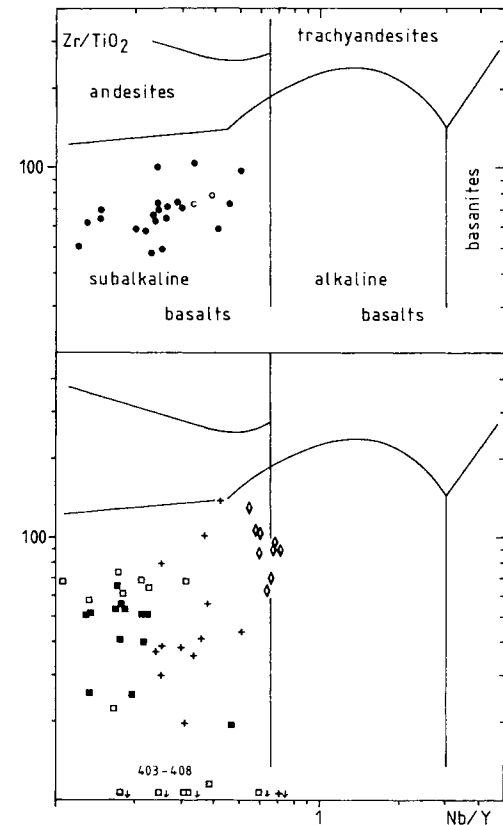
The chemical composition of the fine-grained amphibolites is subalkaline — tholeiitic (Fig. 3, 4), however, with a wide compositional range. Samples 401 and 416 to 419 exhibit a normal MORB-like character (Fig. 7, 8). Compared to the gabbroic rocks of the Neukirchen—Kdyně (meta-) igneous complex they are slightly enriched in incompatible elements (Fig. 8). The samples 403 to 409 are distinguished by their unusually high Ti/Zr (Fig. 7) and Ti/P ratios. Secondary alteration processes may have affected the chemical composition of these samples.

(Gabbro-) amphibolites of the Blätterberg—Hoher Bogen area

Although these metabasites form a distinct petrographical group, they are geochemically similar to the normal MORB-type amphibolites of the samples 401 and 416 to 419 from the Warzenrieth area. The (gabbro-) amphibolites, too, are slightly enriched in incompatible elements which is at variance to the gabbroic rocks (Fig. 4, 7, 8) of the Neukirchen—Kdyně (meta-) igneous complex.



3. Discrimination between subalkaline and alkaline basalts (Irvine and Baragar 1971). Filled circles — metabasites of the Mariánské Lázně complex and Černá Hora massif; open circles — amphibolites of the Mýto area; rhombs — greenschists and amphibolites of the southeastern part of the Domažlice metamorphic complex; open squares — amphibolites of the Warzenrieth area; filled squares — (gabbro-) amphibolites of the Blätterberg—Hoher Bogen area; crosses — gabbroic rocks of the Neukirchen—Kdyně (meta-) igneous complex.

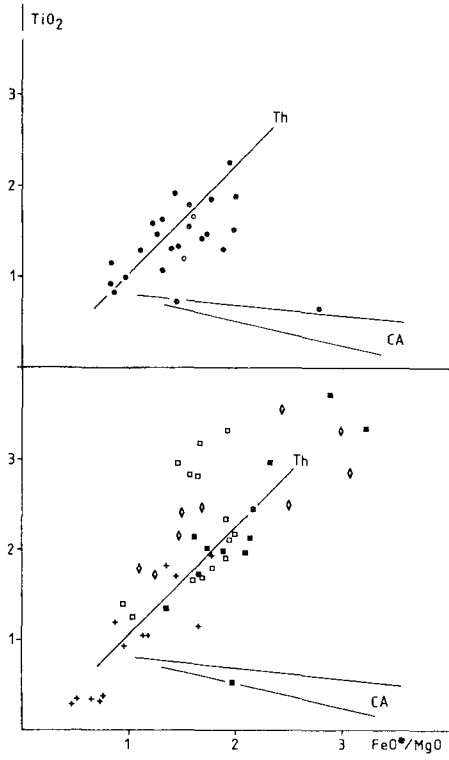


4. Discrimination between subalkaline and alkaline series (Floyd and Winchester 1978). Symbols as in fig. 3.

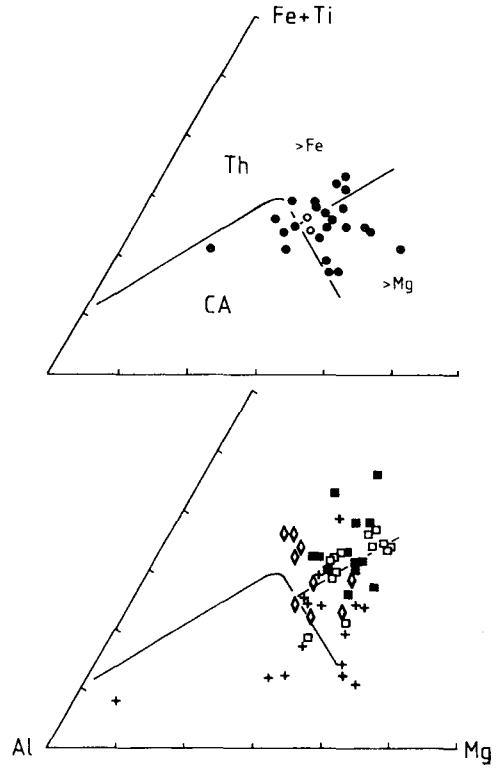
Conclusions

Despite of their variable petrographical character, the metabasites in the northern part of the Teplá—Domažlice Zone, i.e. from the Mariánské Lázně and the Černá Hora complex exhibit a uniform geochemical character which compares well with modern mid-ocean ridge basalts (N-MORB). The same holds true for the amphibolites of the Mýto area which may form the extension of the Tirschenreuth—Mähring Zone (Bavaria), the transition between the Moldanubian and the Saxothuringian realms. Striking geochemical similarities exist to the schistose, partly striped amphibolites of the Tirschenreuth—Mähring and the Erbendorf—Vohenstrauß Zone (Bavaria).

In contrast, much more complicated relationships were recorded in the southern part of the Teplá—Domažlice Zone. Green-schists and amphibolites in the southeastern part of the Domažlice metamorphic complex exhibit a geochemical character with alkaline-basaltic tendency, conforming to modern within-plate basalts or basalts from anomalous midocean ridge segments (E-MORB). Geochemically these metabasites compare well with the flaseramphibolites of the Erbendorf—Vohenstrauß Zone. Amphibolite bodies of alkaline-basaltic character may also be



5. Tholeiitic (Th) and calcalkaline (CA) trends after Miyashiro (1975). Symbols as in fig. 3.



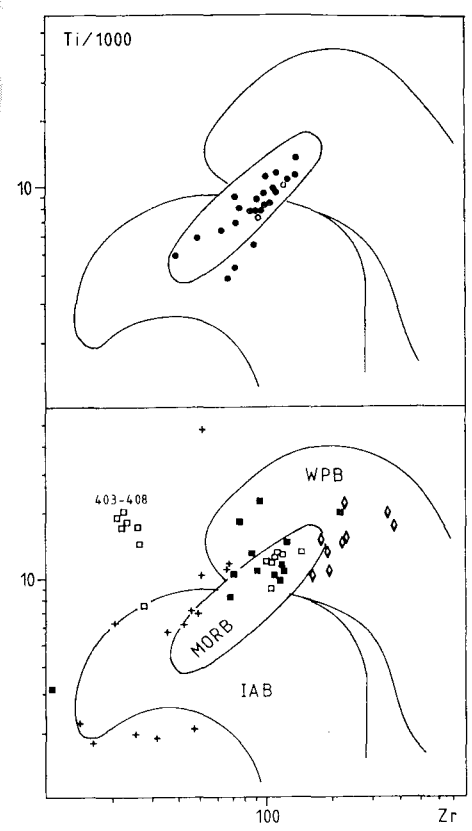
6. Tholeiitic (Th) and calcalkaline series in the Jensen (1976) cation plot. Symbols as in fig. 3.

present in the large amphibolite area around Eschlkam (Bavaria) from which no samples have been analyzed so far. On the other hand, the amphibolite 37 of Zadní skála (ČSFR) exhibits a normal MORB character like part of the fine-grained amphibolites in the Warzenrieth area (Bavaria). Consequently, an interfingering of both types may be suspected in the area north of Eschlkam—Warzenrieth. Further investigations on both sides of the political border are necessary.

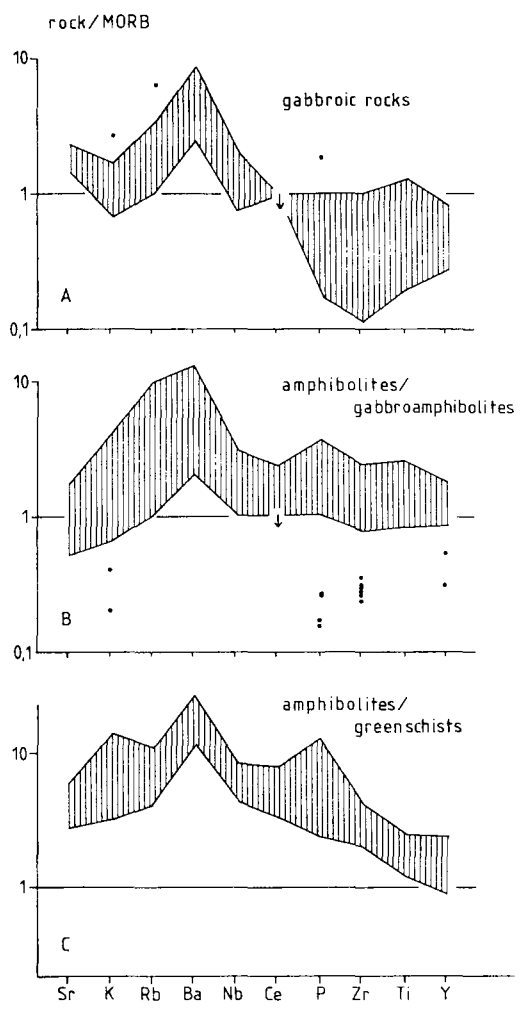
The gabbroic rocks of the Neukirchen—Kdyně (meta-) igneous complex were subjected to a metamorphic overprint and show different stages of amphibolitization. In their chemical

composition, these rocks are subalkaline—tholeiitic and conform to a magmatic differentiation trend. Similar petrographical and geochemical features were observed in the metagabbros of the Erbendorf—Vohenstrauß Zone (Voll 1960, Schüssler 1987).

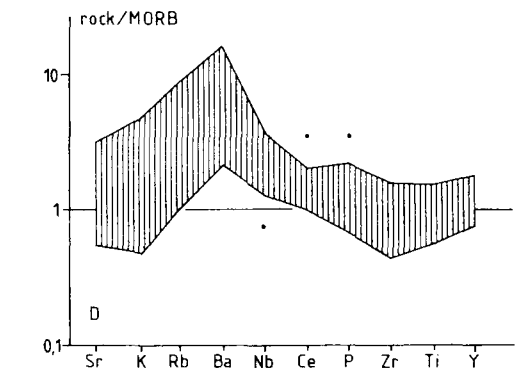
The (gabbro-) amphibolites of the Blätterberg—Hoher Bogen area show a normal MORB character similar to the fine-grained amphibolites of the Warzenrieth area. Slight geochemical differences to the babbroic rocks of the Neukirchen—Kdyně (meta-) igneous complex can be recognized. This may indicate different gabbroic intrusions in the southern part of the Neukirchen—Kdyně complex.



7. Comparison of the investigated metabasites with modern basalts from different tectonic setting (Pearce 1982). Symbols as in fig. 3.



8. Variation of MORB-normalized trace element contents in the different metabasite types (normalization after Pearce 1982). A — gabbroic rocks of the Neukirchen—Kdyně (meta-) igneous complex; B — amphibolites of the Warzenrieth area and (gabbro-) amphibolites of the Blätterberg—Hoher Bogen area. Samples 403—408 (dots) sometimes differ clearly from the other amphibolites; C — greenschists and amphibolites from the southeastern part of the Domažlice metamorphic complex; D — metabasites from the northern- and central parts of the Teplá—Domažlice zone.



## References

- Blümel P., 1983:* The western margin of the Bohemian Massif in Bavaria. — Fortschr. Mineral., 61, Beih. 2, 171—195, Stuttgart.
- Floyd P. A., Winchester J. A., 1978:* Identification and discrimination of altered and metamorphosed volcanic rocks using immobile elements. — Chem. Geol., 21, 291—306, Amsterdam.
- Irvine J. N., Baragar W. R. A., 1971:* A guide to the chemical classification of common volcanic rocks. — Can. J. Earth Sci., 8, 523—548, Ontario.
- Jensen, L. S., 1976:* A new cation plot for classifying subalkalic volcanic rocks. — Ontario Div. Mines, MP 66, 1—22, Ontario.
- Kastl E., Tonika J., 1984:* The Mariánské Lázně metaophiolite complex (West Bohemia). — Krystalinikum, 17, 59—76, Praha.
- Köhler H., Müller-Sohnius D., 1976:* Ergänzende Rb—Sr-Altersbestimmungen an Mineral- und Gesamtgesteinsproben des Leuchtenberger und des Flossenbürger Granits (NE-Bayern). — N. Jahrb. Mineral. Mh., 1976, 354—365, Stuttgart.
- Kreuzer H., Seidel E., Schüssler U., Okrusch M., Lenz K.-L., Raschka H., 1989:* K—Ar geochronology of different tectonic units at the north-western margin of the Bohemian Massif. — Tectonophysics, 159, im Druck, Amsterdam.
- Miyashiro A., 1975:* Classification, characteristics and origin of ophiolites. — J. Geology, 83, 249—281, Chicago.
- Okrusch M., Seidel E., Schüssler U., Richter P. (in press):* Chemical characteristics of metabasites in different tectonic units of the Northeast—Bavarian crystalline basement. — In: Emmerman R., Wohlenberg J., Behr H.-J. (Editors): Observation of the deep continental crust through drilling IV. Proc. 2. KTB-Coll. Seeheim, Springer, Berlin.
- Pearce J. A., 1982:* Trace element characteristics of lavas from destructive plate boundaries. — In: Thrope, R. S. (Editor): Andesites. Wiley & Sons, New York, 525—548.
- Peters A., 1968:* Ein neues Verfahren zur Bestimmung von Eisen(II)oxid in Mineralen und Gesteinen. — N. Jahrb. Mineral. Mh., 1968, 209 to 214, Stuttgart.
- Schüssler U., Oppermann U., Kreuzer H., Seidel E., Okrusch M., Lenz K.-L., Raschka H., 1986:* Zur Altersstellung des ostbayerischen Kristallins, Ergebnisse neuer K—Ar Datierungen. — Geologica Bavarica, 89, 21—47, München.
- Schüssler U., 1987:* Petrographie, Geochemie und Metamorphosealter von Metabasiten im KTB-Zielgebiet Oberpfalz. Diss. Univ. Würzburg.
- Schüssler U., Richter P., Okrusch M., 1988:* Metabasites from the KTB-target area Oberpfalz, Bavaria — geochemical characteristics and examples for mobile behaviour of "immobile" elements. — Tectonophysics, 159, im Druck, Amsterdam.
- Teufel S., 1988:* Vergleichende U—Pb- und Rb—Sr-Altersbestimmungen an Gesteinen des Übergangsbereichs Saxothuringikum/Moldanubikum, NE-Bayern. Göttinger Arb. Geol. Paläont., 35, 1—87, Göttingen.
- Troll G., Weiss S., 1988:* The gabbro-amphibolite massif of Neukirchen—Kdyně. Kontinentales Tiefbohrprogramm der Bundesrepublik Deutschland, 1. KTB-Schwerpunkt-Kolloquium, 28./29. 1. 1988, Giessen, Posterprogramm p. 51.
- Vejnar Z., 1972:* Regionally metamorphosed volcanic rocks from the West-Bohemian metabasite belt. — Krystalinikum, 9, 131—156, Praha.
- Vejnar Z., 1977:* The relationship between the metamorphic grade and composition of silicates in the West-Bohemian greenschists and amphibolites. — Krystalinikum, 13, 129—158, Praha.
- Vejnar Z., 1986:* The Kdyně massif, South-West Bohemia — a tectonically modified basic layered intrusion. — Sbor. geol. Véd., Geologie, 41, 9—67, Praha.
- Voll G., 1960:* Stoff, Bau und Alter der Grenzzone Moldanubikum/Saxothuringikum in Bayern unter besonderer Berücksichtigung gabbroider, amphibolitischer und kalksilikatführender Gesteine. — Beih. Geol. Jahrb., 42, 1—383, Hannover.
- Wagener-Lohse C., Blümel P., 1986:* Prograde Niederdruckmetamorphose und ältere Mitteldruckmetamorphose im nordostbayerischen Abschnitt der Grenzzone Saxothuringikum/Moldanubikum. — In: Granit. Kurzfassungen zur 76. Jahrestagung der Deutschen Geol. Vereinig., p. 84, Giessen.
- Weber K., Vollbrecht A., 1986:* Kontinentales Tiefbohrprogramm der Bundesrepublik Deutschland, KTB — Ergebnisse der Vorerkundungsarbeiten, Lokation Oberpfalz. 2. KTB-Kolloquium, 19. 9.—21. 9. 1986, Seeheim/Odenwald.
- Wendt I., Kreuzer H., Müller P., Schmid H., 1986:* Gesamtgesteins- und Mineraldatierungen des Falkenberger Granits. — Geol. Jahrb., E24, 5—66, Hannover.