

Constrained supersymmetry after two years of LHC data: a global view with Fittino

Philip Bechtle,^a Torsten Bringmann,^b Klaus Desch,^a Herbi Dreiner,^{a,c}
Matthias Hamer,^d Carsten Hensel,^d Michael Krämer,^e Nelly Nguyen,^f Werner Porod,^g
Xavier Prudent,^h Björn Sarrazin,ⁱ Mathias Uhlenbrock^a and Peter Wienemann^a

^a*Physikalisches Institut, University of Bonn,
Bonn, Germany*

^b*II. Institute for Theoretical Physics, University of Hamburg,
Hamburg, Germany*

^c*Bethe Center for Theoretical Physics, University of Bonn,
Bonn, Germany*

^d*II. Physikalisches Institut, University of Göttingen,
Göttingen, Germany*

^e*Institute for Theoretical Particle Physics and Cosmology, RWTH Aachen University,
Aachen, Germany*

^f*Institute for Experimental Physics, University of Hamburg,
Hamburg, Germany*

^g*Institut für Theoretische Physik und Astrophysik, University of Würzburg,
Würzburg, Germany*

^h*Institut für Kern- und Teilchenphysik, TU Dresden,
Dresden, Germany*

ⁱ*Deutsches Elektronen-Synchrotron DESY,
Hamburg, Germany*

E-mail: bechtle@physik.uni-bonn.de, torsten.bringmann@desy.de,
desch@physik.uni-bonn.de, dreiner@th.physik.uni-bonn.de,
mhamer@uni-goettingen.de, carsten.hensel@cern.ch,
mkraemer@physik.rwth-aachen.de, nelly.nguyen@desy.de,
porod@physik.uni-wuerzburg.de, prudent@physik.tu-dresden.de,
bjoern.sarrazin@desy.de, Mathias.Uhlenbrock@cern.ch,
wienemann@physik.uni-bonn.de

ABSTRACT: We perform global fits to the parameters of the Constrained Minimal Supersymmetric Standard Model (CMSSM) and to a variant with non-universal Higgs masses (NUHM1). In addition to constraints from low-energy precision observables and the cosmological dark matter density, we take into account the LHC exclusions from searches in jets plus missing transverse energy signatures with about 5 fb^{-1} of integrated luminosity. We also include the most recent upper bound on the branching ratio $B_s \rightarrow \mu\mu$ from LHCb. Furthermore, constraints from and implications for direct and indirect dark matter searches are discussed. The best fit of the CMSSM prefers a light Higgs boson just above the experimentally excluded mass. We find that the description of the low-energy observables, $(g - 2)_\mu$ in particular, and the non-observation of SUSY at the LHC become more and more incompatible within the CMSSM. A potential SM-like Higgs boson with mass around 126 GeV can barely be accommodated. Values for $\mathcal{B}(B_s \rightarrow \mu\mu)$ just around the Standard Model prediction are naturally expected in the best fit region. The most-preferred region is not yet affected by limits on direct WIMP searches, but the next generation of experiments will probe this region. Finally, we discuss implications from fine-tuning for the best fit regions.

KEYWORDS: Supersymmetry Phenomenology

ARXIV EPRINT: [1204.4199](https://arxiv.org/abs/1204.4199)

Contents

1	Introduction	1
2	Obtaining constraints on model parameters	4
2.1	The Fittino framework	4
2.2	Statistical interpretation	5
3	Experimental constraints	7
3.1	Indirect constraints	8
3.1.1	Rare decays of B mesons	9
3.1.2	The anomalous magnetic moment of the muon	9
3.1.3	Electroweak observables	9
3.2	Astrophysical constraints	9
3.2.1	The cold dark matter relic density	10
3.2.2	Direct dark matter detection	10
3.2.3	Indirect dark matter detection	11
3.3	Direct search limits from high-energy colliders	11
3.3.1	The limit on the lightest chargino mass from LEP	11
3.3.2	Limits on Higgs boson masses	12
3.3.3	SUSY searches at the LHC	12
4	Results	15
4.1	Fit without LHC exclusions	20
4.2	Fits with LHC exclusions	21
4.3	Adding a potential Higgs boson mass measurement	23
4.4	Implications for dark matter searches	28
4.5	Fine-tuning	33
4.6	Correlation of fundamental parameters	35
4.7	Including Q as a nuisance parameter	38
5	Conclusions	40

1 Introduction

Supersymmetry (SUSY) [1] is one of the theoretically best-motivated extensions of the Standard Model of particle physics (SM). Furthermore, there are intriguing complementary experimental findings: the measured coupling constants of the electro-magnetic, weak, and strong forces unify when extrapolated to high energies using the renormalization group equations (RGEs) of SUSY, but not with the RGEs of the SM [2–4]. The observed dark

matter (DM) density in the Universe [5] can easily be explained by a stable neutralino lightest supersymmetric particle (LSP), acting as a weakly interacting massive particle (WIMP) [6]. The measured anomalous magnetic moment of the muon [7] appears to deviate slightly from its SM prediction [8] but can be naturally accommodated within SUSY with relatively light SUSY particles. Moreover, several precision observables like the mass of the W boson and the effective weak mixing angle $\sin^2 \theta_{\text{eff}}$, and some rare B-meson decay branching ratios are also sensitive to the parameters of SUSY models. On the other hand, SUSY particles have not been directly observed at colliders¹ [9–39] and there is no convincing evidence for the existence of WIMPs from direct or indirect searches [40, 41, 43].²

The simplest supersymmetric extension of the SM is the Minimal Supersymmetric Standard Model (MSSM) [44–46]. Here the proton is stable due to conserved R-parity, which also guarantees the stability of the LSP. In its most general form (but with massless neutrinos) the MSSM has 124 free parameters, including the 19 of the SM.³ However, current data is insufficient to place meaningful constraints on this general model. For phenomenological studies it is thus essential to consider more restrictive models. The most widely considered is the constrained MSSM (CMSSM) [44, 46] which has only 5 new free parameters beyond the SM⁴

$$M_0, M_{1/2}, A_0, \tan \beta, \text{sgn}(\mu). \quad (1.1)$$

Here M_0 and $M_{1/2}$ denote the universal soft supersymmetry breaking scalar and gaugino masses at the unification scale, respectively. A_0 is the universal soft supersymmetry breaking trilinear scalar coupling, $\tan \beta$ is the ratio of the vacuum expectation values of the two CP -even neutral Higgs fields and μ is the Higgs mixing parameter in the superpotential.

Ignoring the direct searches at the ATLAS and CMS experiments at the Large Hadron Collider (LHC) for now, all data is compatible with the 5 parameters of this highly simplified model (see e.g. [53–58]). The strictest constraints come from interpreting the WMAP measurement in terms of the neutralino relic density [5] and from the anomalous magnetic moment of the muon. The best fits prefer $M_0 \lesssim 100$ GeV and $M_{1/2} \lesssim 400$ GeV [53–58], see also [59].

In a minimal non-universal Higgs mass model (NUHM1) [60, 61] the free parameters are

$$M_0, M_H, M_{1/2}, A_0, \tan \beta, \text{sgn}(\mu). \quad (1.2)$$

In addition to the CMSSM parameters there is a universal scalar Higgs mass parameter at the unification scale, $M_{H_u} = M_{H_d} = M_H$. It can differ from the other supersymmetric scalar masses at the unification scale, M_0 . In NUHM1 fits prior to the LHC data, light supersymmetric masses well below a TeV are also preferred [55–57, 62].

In 2011, the LHC experiments ATLAS and CMS have each taken approximately 5 fb^{-1} of proton-proton collision data at $\sqrt{s} = 7$ TeV. The search for SUSY final states within these

¹See [101] for a summary of limits on SUSY particles from LEP, SLC and the Tevatron.

²See in particular also the reevaluation of the results from the CoGeNT experiment in the talk [42].

³Employing the same minimal particle content but guaranteeing proton stability instead by baryon triality, there are more than 200 free parameters [47, 48].

⁴Models with 19–21 new parameters were for example considered in [49–52].

data has not yet revealed any signal. Instead, rather stringent bounds on the parameters of the CMSSM are published in preliminary analyses [63, 64]. The strictest bounds come from inclusive searches for events with missing transverse energy and jets in the final state.

In this paper, we investigate in detail the consequences of these exclusions for the global interpretation of all existing data using our framework `Fittino` [65]. `Fittino` constructs a global χ^2 variable as a function of the model parameters and performs a Markov-Chain-Monte-Carlo (MCMC) scan of the parameter space. For the work presented here, 138 million points in the parameter space have been found with a χ^2 below 30.

In analyzing these parameter scans we address the following questions:

- What is the still allowed region in the CMSSM and NUHM1 parameter space after two years of LHC data?
- To what extent are the interpretation of the non-LHC measurements within the CMSSM/NUHM1 and the non-observation of SUSY at the LHC in mutual tension?
- What would be the impact of a light SUSY Higgs boson with a mass of around 126 GeV, compatible with the latest LHC results [66, 67], on the CMSSM/NUHM1 fits, and what would be the implication for its branching fractions and ratios of branching fractions?
- What are the implications of the CMSSM/NUHM1 best fits for direct and indirect searches for WIMP dark matter?
- To what extent is the remaining preferred parameter region in the CMSSM/NUHM1 fine-tuned?

Technically, the methods employed to obtain the results presented in this paper differ in various aspects from our previous studies [58, 68, 69] and from those used in other global fits with LHC exclusions [70–80]. In contrast to our previous paper, the theoretical calculations no longer rely on the combination of codes in the `Mastercode` package⁵ but make use of various individual codes for the different theoretical calculations (see section 2). Particular emphasis is placed on an improved modeling of the LHC exclusions also in parameter regions away from the published 95% confidence level (CL) contours. This is achieved through a fast simulation of the signal for each tested point in parameter space instead of a simple parametrization of the CL. The experimental and theoretical input from direct and indirect WIMP searches is obtained from `AstroFit` [82]. In addition to the standard quantitative evaluation of fine-tuning [83] we develop a new, phenomenological method based on parameter correlations.

The paper is organized as follows. In section 2, the `Fittino` framework and the statistical methods to interpret the global χ^2 variable are introduced. A comparison of frequentist and Bayesian interpretation of an example fit is also given. In section 3, we present the experimental input employed in the fits. In particular, we consider indirect information from laboratory-based precision experiments, information from dark matter searches, and

⁵The `Mastercode` project is documented at [81].

constraints from the exclusion of SUSY particles and Higgs bosons at previous colliders and at the LHC. We explain in some detail the method to estimate the LHC confidence levels at arbitrary points in parameter space through fast simulation. The results of various fits are presented in section 4. We first discuss global fits with updated observables excluding direct searches at the LHC, and then global fits including the current LHC exclusions. Then the impact of a potential Higgs signal is evaluated both within the CMSSM and the NUHM1 models. This is followed by a discussion on the implications of the obtained fit results for direct and indirect dark matter searches. Subsequently, the fine-tuning of the best-fit regions is discussed. In addition, we explore parameter correlations as a measure of the required tuning of parameters with respect to each other. Furthermore, we present a new way to estimate theory systematics from a variation of the energy scale Q at which the weak scale mass parameters are evaluated after the RGE running. Our conclusions are given in section 5.

2 Obtaining constraints on model parameters

In this section, we give an overview of the codes and methods used for the global fits of the CMSSM and NUHM1 models. First, an overview over the codes used for scanning the parameter space and predicting the observables is given, followed by an explanation of the statistical methods used to derive the results.

2.1 The Fittino framework

The `Fittino` [65] framework is used to perform a global Markov Chain Monte Carlo (MCMC) scan (for earlier implementations and references see [58]) of the supersymmetric parameter space in all relevant parameter dimensions. For the calculation of the SUSY particle spectrum, the program `SPheno` [84, 85] version 3.1.4 (`SoftSUSY` [86] version 3.1.7 as a cross-check) is interfaced. The resulting spectrum is used in `micrOMEGAs` [87] version 2.2 for the prediction of the dark matter relic density, in `FeynHiggs` [88] version 2.8.2 for the prediction of the Higgs masses, the W boson mass m_W , the effective weak mixing angle $\sin^2 \theta_{\text{eff}}$, and the anomalous magnetic moment of the muon a_μ , in `SuperISO` [89] version 3.1 for the flavor physics observables, and in `AstroFit` [82] for the evaluation of the direct and indirect detection of dark matter observables. A cross-check of the relic density computation between `micrOMEGAs` versions 2.2 and 2.4 [90] and `DarkSUSY` [91, 92] version 5.0.5 (via the `AstroFit` interface) is performed, which yields compatible results in terms of allowed parameter space. For the prediction of the branching fractions of the lightest MSSM Higgs boson, `HDECAY` [93] version 4.41 is used. The available limits on SM and non-SM Higgs bosons, including most available limits up to and including the ones presented by the LHC and Tevatron collaborations at the Spring Conferences 2011, are evaluated using `HiggsBounds` [94] version 3.2. The translation of the excluded CL into a χ^2 contribution is explained in section 3.3.2.

The global χ^2 is calculated in three steps: For all measurements O_{meas}^i given in table 2,

$$\chi_{\text{meas}}^2 = \sum_{i=1}^{N_{\text{meas}}} \left(\frac{O_{\text{meas}}^i - O_{\text{pred}}^i(\vec{P})}{\sigma^i} \right)^2 \quad (2.1)$$

is calculated for each parameter point \vec{P} where the sum runs over all N_{meas} measurements. In case of upper bounds (e.g., the bound on $\mathcal{B}(B_s \rightarrow \mu\mu)$)

$$\chi_{\text{meas+bound}}^2 = \chi_{\text{meas}}^2 + \sum_{i=1}^{N_{\text{bound}}} \begin{cases} \left(\frac{O_{\text{limit}}^i - O_{\text{pred}}^i(\vec{P})}{\sigma^i} \right)^2 & \text{for } O_{\text{pred}}^i(\vec{P}) > O_{\text{limit}}^i \\ 0 & \text{otherwise} \end{cases} \quad (2.2)$$

is calculated, where σ^i is the assumed theoretical uncertainty of the prediction. Finally, the χ^2 contributions from `HiggsBounds`, from the LHC SUSY search constraint, and from the direct and indirect detection of dark matter constraints are calculated, as outlined in section 3, and added to the global χ^2 .

The MCMC algorithm employed uses a continuous optimisation of the width of the Gaussian proposal density functions (pdf) based on the variance of the accepted parameter points in all dimensions. Different settings for the ratio between the variance of recent accepted parameter points and the pdf widths are employed in parallel to combine fine scans of the minima with the ability to cover the complete parameter range. These methods and settings were developed specifically for the application in the fits presented here. They were found superior to our previous MCMC scan implementations [58, 68, 69], where the pdf was optimised in a separate study before performing the global MCMC fit. At least 3 million points are obtained within $\Delta\chi^2 < 5.99$ from the minimum for each individual fit.

2.2 Statistical interpretation

In the frequentist interpretation of the MCMC fit, first the point with the smallest χ^2 is identified. The 1-dimensional 1σ (2-dimensional 2σ) boundaries are defined by $\Delta\chi^2 < 1$ ($\Delta\chi^2 < 5.99$) above the minimal χ^2 and hidden dimensions are treated by the profiling technique, i.e. the hidden dimensions are scanned until the point with the lowest χ^2 for the given visible dimensions is found. The best fit point is the point with the smallest χ^2 . Due to the excessive computing time necessary to find a reliable exact minimum, it is computationally prohibitive to perform toy fits [58], from which the exact CL coverage of the $\Delta\chi^2 < 1$ and $\Delta\chi^2 < 5.99$ contours could be derived reliably. Therefore, we cannot claim an exact match of the 1σ uncertainty with 68 % CL.

In the Bayesian interpretation, the full posterior pdf for all parameters is extracted from the MCMC local density. The m -dimensional marginalised posterior pdf for m parameters is drawn from the full n -dimensional posterior pdf by integrating out all other parameters,

$$p_{\text{marg}}^m(\mathbf{P}_i) = \int p_{\text{full}}^n(\mathbf{P}_i, \mathbf{P}_j) d^{n-m} P_j. \quad (2.3)$$

The corresponding 1σ (2σ) boundaries are defined by the smallest interval covering 68% (95%). The interval is built iteratively from the binned, marginalised posterior pdf by ordering all bins according to their probability p_i , starting with the highest probability. Then the p_i are subsequently added, until 68 % (95 %) is reached:

$$\sum_{i=1}^{\text{max}_{\text{nbins}}} p_i < 0.68 \text{ (0.95)}. \quad (2.4)$$

parameter	best fit (freq.)	global mode (Bayesian)	mode (marg., Bayesian)
$\tan \beta$	$10.3^{+9.5}_{-4.7}$	8.2	$3.5^{+21.3}_{-1.3}$
$M_{1/2}$ [GeV]	$288.1^{+99.0}_{-58.3}$	270.3	$143.5^{+377.5}_{-30.5}$
M_0 [GeV]	$58.3^{+87.0}_{-14.9}$	52.4	$58.5^{+5055.5}_{-42.5}$
A_0 [GeV]	$259.8^{+686.9}_{-570.1}$	23.5	$403.0^{+2379.0}_{-2027.0}$

Table 1. Results of the example fit for the frequentist and the Bayesian interpretation. For the frequentist interpretation the point with the smallest χ^2 is given with the corresponding 1-dimensional 1σ uncertainties. For the Bayesian interpretation, the global mode of the full posterior pdf in the case of flat priors is given, i.e. the point with the highest local 4D point density. In addition the maxima of the marginalised 1-dimensional posteriors are shown with the boundaries of the smallest interval covering 68% around the maximum.

The allowed region is the one which contains all bins in the range $[1, \max_{\text{nbins}}]$. The remaining bins are outside of the allowed region. In this way, both the 2-dimensional 2σ areas as well as the 1-dimensional (local) modes and the corresponding 1σ intervals are constructed from the full posterior pdf.

In figure 1, both interpretations are shown for an example fit in order to illustrate the differences. The fit is performed using the same setup as in [68]. Only the observables listed in table 2 are used, in contrast to [68]. This example fit is only used for testing the statistical procedure, but not used for the results presented in section 4. Figure 1a shows the 2-dimensional χ^2 profile in the $(M_0, M_{1/2})$ plane. The small black contour on the left indicates the 2-dimensional 2σ region in the frequentist interpretation. Figure 1b instead shows the MCMC scan point-density in the same plane. The black contour indicates the 2-dimensional 95%-CL region for the same fit using a flat prior. In the white area, no points have been reached by the MCMC chain. Only scans with constant proposal density functions are used, in contrast to the continuous optimisation used for the other fits as described in section 2.1 in order to keep the MCMC point density proportional to the posterior pdf. Note that for the frequentist interpretation also points which were rejected by the MCMC algorithm have been taken into account. This explains why there are small scanned areas in the $(M_0, M_{1/2})$ plane which appear in the plot for the frequentist interpretation but not in the plot for the Bayesian interpretation. The results of the frequentist and Bayesian interpretation for the example fit are summarised in table 1. Figures 1c and 1d show the Bayesian interpretation in the case of two different priors. Both priors have been chosen flat in A_0 and $\tan \beta$, while the dependence on M_0 and $M_{1/2}$ is chosen to be

$$P(M_0, M_{1/2}) \propto \frac{1}{\sqrt{M_0 M_{1/2}}} \text{ [figure 1c]}, \quad P(M_0, M_{1/2}) \propto \frac{1}{\sqrt{M_0^2 + M_{1/2}^2}} \text{ [figure 1d]}. \quad (2.5)$$

Given the significant prior dependence of the results, we employ the frequentist interpretation for the results given in this paper. In addition, the frequentist interpretation allows

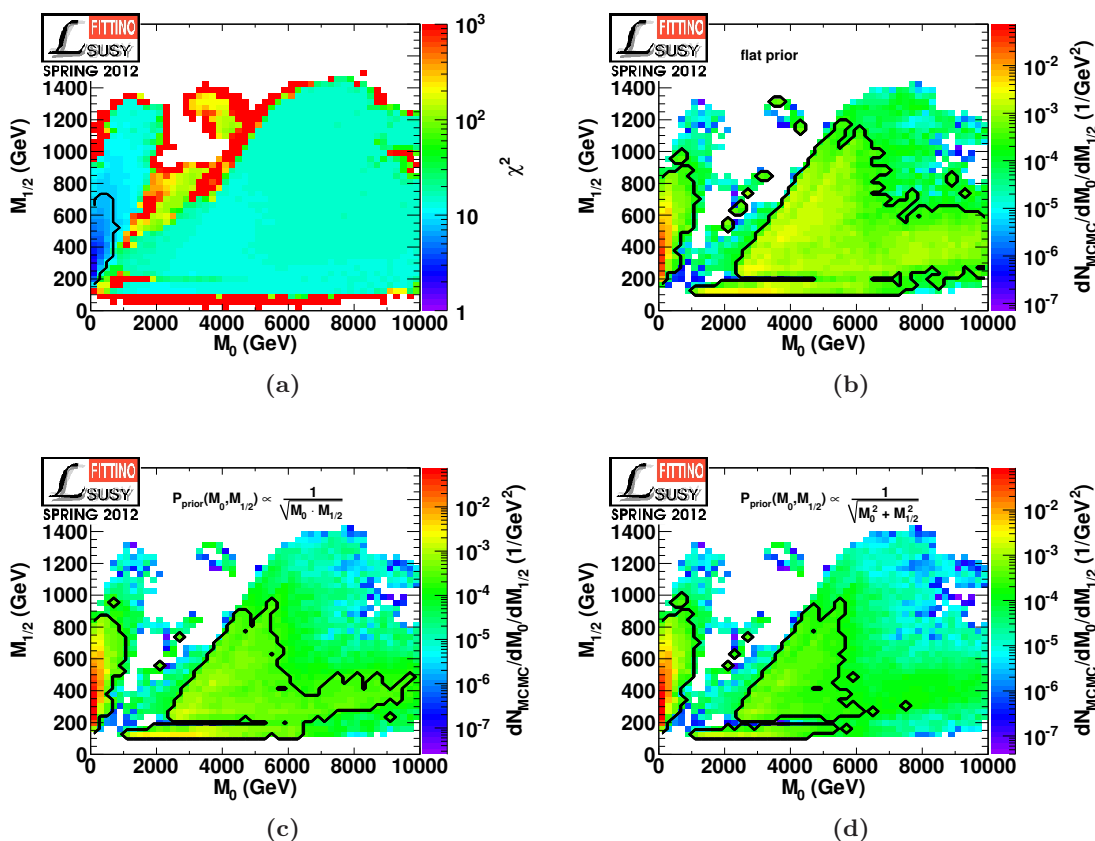


Figure 1. Comparison of different statistical interpretations of the same example fit based on [68]. (a) frequentist profile likelihood; (b) Bayesian marginalisation with flat prior; (c) and (d): two different non-flat priors, as described in the Text. The black lines indicate the 2σ (frequentist) and 95% CL (Bayesian) contours, respectively.

us to increase the point density of the MCMC scans by also including rejected points and by optimising the proposal density function continuously during the fit. The appearance of the so-called focus point region (allowed points at rather low $M_{1/2}$ and very high M_0) in the Bayesian interpretation for the exactly same fit and the same MCMC chain as in the frequentist interpretation also helps to understand the significantly different allowed regions found in the literature in previous publications, see e.g. figure 1 in [59].

3 Experimental constraints

In this section, we describe the present and potential future experimental measurements and searches which we employ to constrain the supersymmetric parameter space. These can be grouped into three classes:

1. Indirect constraints involving supersymmetric loop corrections;
2. Constraints from astrophysical observations;

$\mathcal{B}(b \rightarrow s\gamma)$	$(3.55 \pm 0.34) \times 10^{-4}$	[95]
$\mathcal{B}(B_s \rightarrow \mu\mu)$	$< 4.5 \times 10^{-9}$	[96]
$\mathcal{B}(B \rightarrow \tau\nu)$	$(1.67 \pm 0.39) \times 10^{-4}$	[95]
Δm_{B_s}	$17.78 \pm 5.2 \text{ ps}^{-1}$	[95]
$a_\mu^{\text{exp}} - a_\mu^{\text{SM}}$	$(28.7 \pm 8.2) \times 10^{-10}$	[7, 8]
m_W	$(80.385 \pm 0.015) \text{ GeV}$	[97–99]
$\sin^2 \theta_{\text{eff}}$	0.23113 ± 0.00021	[100]
$\Omega_{\text{CDM}} h^2$	0.1123 ± 0.0118	[5]
m_t	$(173.2 \pm 1.34) \text{ GeV}$	[101]

Table 2. Low-energy observables employed. In general, experimental and theoretical uncertainties have been added in quadrature. The top quark mass m_t is only used as an observable for the fit where m_t is also floating as SM input parameter.

$1/\alpha_{\text{em}}$	128.962	[8]
G_F	1.16637×10^{-5}	[101]
α_s	0.1176	[101]
m_Z	91.1876 GeV	[101]
m_b	4.19 GeV	[101]
m_t	$(173.2 \pm 1.34) \text{ GeV}$	[101]
m_τ	1.77682 GeV	[101]
m_c	1.27 GeV	[101]

Table 3. Standard Model parameters that have been fixed, apart from m_t in one particular fit.

3. Direct sparticle and Higgs boson search limits from high-energy colliders.

We discuss these groups of observables in turn below.

3.1 Indirect constraints

Supersymmetric particles may contribute to various low-energy observables through loop corrections. The various types of indirect constraints that can be utilized to explore the SUSY parameter space are

- rare decays of B-mesons;
- the anomalous magnetic moment of the muon;
- electroweak precision observables.

The observables and their measured values as used in this paper are listed in table 2. The different observables are briefly described in sections 3.1.1 to 3.1.3. The Standard Model parameters that have been fixed are collected in table 3. In one particular fit, the top quark mass is allowed to float.

3.1.1 Rare decays of B mesons

Strong constraints on new physics models can be obtained from flavor observables, including, in particular, B-meson decays. The precise measurement of branching fractions of rare decays which are helicity suppressed or which are mediated only at the loop level by heavy particles, places important restrictions on the supersymmetric parameter space. Significant constraints come from B_s oscillations, the branching fraction of $B \rightarrow \tau\nu$ and the inclusive branching fraction of $b \rightarrow s\gamma$. Recently there has been a substantial improvement in the limit on the branching ratio of the decay $B_s \rightarrow \mu\mu$. The best limit is now $\mathcal{B}(B_s \rightarrow \mu\mu) < 4.5 \times 10^{-9}$ [96], which is used as a default in our fits. In addition, we study the impact of a potential observation of $B_s \rightarrow \mu\mu$ by LHCb [102] at the SM rate of $\mathcal{B}_{\text{SM}}(B_s \rightarrow \mu\mu) = (3.2 \pm 0.2) \times 10^{-9}$ [103], i.e. assuming that no new physics is observed in this rare B-decay. Note that compared to our previous analyses [58, 68, 69], various observables from B- and K-meson decays have been discarded, as their contributions to the global fit have been found to be negligible.

3.1.2 The anomalous magnetic moment of the muon

Even though the anomalous magnetic moment of the electron is measured approximately two hundred times more precisely than that of the muon, $(g - 2) \equiv 2a_\mu$, the sensitivity of a_μ to new physics is enhanced by a factor of $(m_\mu/m_e)^2 \sim 43\,000$, and thus represents a much more powerful constraint on the SUSY parameter space. While the measurement of a_μ [7] is undisputed, there is an ongoing debate about the accuracy of its Standard Model prediction [8]. In particular, the non-perturbative contribution to a_μ from the hadronic vacuum polarization has to be extracted from experiment, via the data from e^+e^- annihilation to hadrons or from τ -lepton decays. For our base-line fit we have chosen the value of a_μ^{SM} based on e^+e^- data, which has been argued to be theoretically cleaner than that based on τ decays. Note that in the CMSSM there is a strong correlation between $\mathcal{B}(B_s \rightarrow \mu\mu)$ and a_μ [104].

3.1.3 Electroweak observables

In contrast to our previous analyses [58, 68, 69], the measurements of the Z-boson width and couplings, and the hadronic cross-section on the Z pole have been excluded from the fit. Indeed, despite their high precision and the absence of any ambiguity in the interpretation of the measurement, the contributions of these observables to the fit have been found to be negligible. Relevant constraints only come from the effective weak mixing angle $\sin^2\theta_{\text{eff}}$ and the W-boson mass. The values of the SM gauge couplings, and of the bottom, charm, and τ -lepton masses are fixed inputs to the fit, see table 3.

3.2 Astrophysical constraints

Further constraints arise from astrophysical and cosmological observations such as the cold dark matter relic density as well as from direct and indirect dark matter searches. We use `AstroFit` [82] for the evaluation of the direct and indirect detection of dark matter observables. The relic density is provided by `micrOMEGAs` [87]. `AstroFit` provides an interface

to `DarkSUSY` [91, 92] and adds an extensive database of relevant astrophysical data to the `Fittino` fit process. In particular, the particle spectrum and couplings of a given SUSY model are passed from `Fittino` using the SLHA standard [105, 106] to `AstroFit` which uses various `DarkSUSY` applications to calculate the predictions O_{theo} for the requested observables O . This result is then compared to actual experimental data and contributes to the χ^2 as $\Delta\chi^2 = \sum [(O_{\text{exp}} - O_{\text{theo}})/\sigma_{\text{exp}}]^2$, where O_{exp} is the experimental measurement and σ_{exp} the 1σ (combined statistical and systematic) error on it. For exclusion limits stated at a certain confidence level (e.g. from gamma-ray observations of dwarf spheroidal galaxies) or experimental results given in terms of confidence contours for claimed signals (as in the case of direct detection), `AstroFit` returns $\Delta\chi^2 = 0$ below the exclusion limit and inside the innermost confidence contour, respectively; outside this region, it interpolates between the $\Delta\chi^2$ values that correspond to the stated confidence levels and extrapolates quadratically beyond the largest explicitly given CLs (for limits, this is done by assuming that O follows a Gaussian distribution around zero). On return, `AstroFit` passes the $\Delta\chi^2$ contribution from every included observable back to `Fittino`. In this paper, we use the dark matter relic density as well as the neutralino scattering and annihilation rates that are relevant for direct and indirect matter searches.

3.2.1 The cold dark matter relic density

Evidence for a considerable cold dark matter component in the composition of the Universe derives from a great number of observations that cover a large range of distance scales. In particular, the WMAP satellite has determined its cosmological abundance from observations of the cosmic microwave background to an impressive accuracy of $\Omega_{\text{DM}}h^2 = 0.1123 \pm 0.0035$ [5]. Weakly interacting massive particles (WIMPs), if neutral and stable on cosmological time scales, are very good candidates for the cosmological dark matter — the prime example being the lightest neutralino [107]. Thermally produced in the early Universe, the WIMP relic density is set by the (co-)annihilation rate $\langle\sigma v\rangle_{\text{DM}}$, see e.g. refs. [108, 109]; requiring that all dark matter is constituted by thermally produced neutralinos makes the relic density one of the most constraining observables for the CMSSM parameter space. In our fits, we calculate the relic density for comparison with both `micrOMEGAs` [87] and `DarkSUSY` [91, 92] (via the `AstroFit` interface). We add a 10% theory uncertainty in the calculation of the relic density due to missing higher order corrections in the annihilation cross sections [110–112].

3.2.2 Direct dark matter detection

Direct detection instruments look for elastic scattering events of WIMPs with nuclei of the according target material in underground laboratories. They detect signals via scintillation, phonons or ionization, depending on the experiment (see e.g. [113] for a review of direct dark matter detection). The spin-independent elastic scattering cross-section per nucleon, σ_{SI} , conventionally adopted for a model-independent comparison between experimental results, is calculated with `AstroFit`, taking properly into account the potentially different scattering cross-sections on protons and neutrons. Theoretical uncertainties of approximately 20% from the so-called sigma-term [114] affect the calculation through changes to the form

factor [113]. These uncertainties are estimated by varying the form factor within **DarkSUSY** and evaluating the resulting spread of the predicted value of σ_{SI} for different points in the CMSSM parameter space along the expected exclusion. A resulting systematic uncertainty on σ_{SI} of up to 50% was found and added in quadrature to the experimental uncertainty obtained from the exclusion contour as described above.

Recently, controversial results have been reported from different direct detection experiments. While some of the collaborations, DAMA/LIBRA [115], CoGeNT [42, 116] and CRESST [117, 118], promulgate the detection of a signal, others, primarily XENON100 [40], have shown upper limits nominally excluding the regions of signal detection. We adopt the current XENON limit as well as various projections including the XENON1T experiment as given in ref. [119]. For an upper limit such as from XENON, the application of the aforementioned theoretical uncertainty on σ_{SI} of 50% translates into a maximally achievable $\Delta\chi^2$ contribution of 4 for the XENON limit. For the positive signals claimed by DAMA/LIBRA, CoGeNT and CRESST, no such limit applies directly. For those, we observe prohibitively high $\Delta\chi^2$ contributions and thus do not provide further fit results in section 4.

3.2.3 Indirect dark matter detection

Indirect detection instruments — tracing products from dark matter annihilation such as photons, antiprotons, positrons, and neutrinos in the corresponding cosmic-ray fluxes — have been included via the gamma-ray channel (see e.g. [120] for a review of indirect detection methods). Upper gamma-ray flux limits from dwarf spheroidal galaxies, preferred observation targets due to their high mass-to-light ratio and low background, from observations with Fermi-LAT [121] and H.E.S.S. [122] have been included in the fit through **AstroFit** [82].

We note that gamma-ray limits from dwarf spheroidals lead to the currently strongest model-independent bounds on the annihilation rate (at least for the range of dark matter masses that is relevant here). In this work, we therefore do not include available photon flux information from other sky regions, such as the galactic halo. The same holds true for other indirect detection channels, in particular antiprotons and positrons.

3.3 Direct search limits from high-energy colliders

Searches for supersymmetric particles have been performed at various high-energy colliders, with strong constraints on the MSSM particle spectrum, including supersymmetric Higgs bosons, specifically from LEP, the Tevatron, and the LHC. In the fits we include the limit on the lightest chargino mass from LEP, limits on the supersymmetric neutral and charged Higgs boson masses from LEP and the Tevatron, and, in particular, limits from recent LHC searches for supersymmetry in channels with jets and missing transverse energy.

3.3.1 The limit on the lightest chargino mass from LEP

The LEP collaborations have searched for charginos within the MSSM. The analyses assume gaugino mass unification at the GUT scale, $M_1 = M_2 = M_3 = M_{1/2}$, which leads to the relation $M_1 = \frac{5}{3} \tan^2 \theta_W M_2$ at the electroweak scale. This holds for both the CMSSM

and the NUHM1 considered here. The LEP collaborations searched for the dominant decay mode $\chi_1^\pm \rightarrow W^{\pm*} \chi_1^0$ [123]. We have used the most conservative chargino mass limit of $m_{\chi_1^\pm} > 102.5 \text{ GeV}$, including a conservative estimate of the theoretical uncertainty of $\Delta m_{\chi_1^\pm} = 1 \text{ GeV}$. Because of gaugino mass unification, the limit on the chargino mass indirectly also excludes neutralinos with masses $m_{\chi_1^0} < 50 \text{ GeV}$ in the constrained models considered here [101, 124, 125].

3.3.2 Limits on Higgs boson masses

The program `HiggsBounds` [94] is used to implement the limits on the supersymmetric neutral and charged Higgs boson masses from LEP, the Tevatron and the LHC. `HiggsBounds` first determines the strongest search channel for the various Higgs signatures at every tested model point, based on the expected limit. For the SUSY models investigated here, the LEP limits on neutral Higgs bosons prevail in most of the relevant parameter space. The CL_{s+b} and CL_s values corresponding to these limits are tabulated in `HiggsBounds` for all signal strengths. Thus, even though the likelihood of the data for a given Higgs model is not directly available, the χ_h^2 contribution from the Higgs searches can be calculated from the observed CL_{s+b} value for the most sensitive search channel and for any given Higgs mass and signal strength, with the valid assumption of a Gaussian distributions of CL_{s+b} . The relation

$$\chi_h^2 = 2[\text{erf}^{-1}(1 - 2\text{CL}_{s+b})]^2 \tag{3.1}$$

is used to determine the full χ_h^2 contribution disregarding theoretical uncertainties of m_h . The contribution of the Higgs limits to the total χ^2 of the fit is then obtained from the $\chi_h^2(m_h)$ distribution after folding with a Gaussian of width $\Delta m_h = 3 \text{ GeV}$ to take into account the theory error [126–128] of the Higgs mass calculation. This procedure is implemented as an addition to `HiggsBounds` [129, 130].

In addition to the LEP results discussed above, the LHC collaborations have now presented an updated result on the combination of searches for the Standard Model Higgs boson [66, 67] with a combined allowed range at the 95 % CL limit of $117.5 < m_h < 127.5 \text{ GeV}$, exceeding the LEP limit. No detailed translation of the CL_{s+b} values from the LHC-experiments into χ^2 contributions is possible given the published values. Since the lightest Higgs boson in the CMSSM is SM-like, we can nevertheless study the effect of the new limit on the global fit in an approximate way by cutting on m_h , taking into account also the theoretical uncertainty $\Delta m_h = 3 \text{ GeV}$. Furthermore, in a separate study we discuss the impact of a hypothetical SM-like Higgs boson signal at around $m_h = 126 \text{ GeV}$ [66, 67] on global fits in the MSSM and the NUHM1.

3.3.3 SUSY searches at the LHC

At the LHC, the most stringent limits on supersymmetric models with R-parity conservation are obtained from searches in channels with jets and missing transverse energy, E_T^{miss} [63, 64], where squarks \tilde{q} and gluinos \tilde{g} are produced in pairs and decay through $\tilde{q} \rightarrow q\tilde{\chi}_1^0$ and $\tilde{g} \rightarrow qq\tilde{\chi}_1^0$ to purely hadronic final states with missing energy from the weakly interacting and stable lightest neutralino $\tilde{\chi}_1^0$.

In order to properly include the SUSY exclusions from the LHC searches in the global SUSY fit, it is not sufficient to only consider the 95% CL bounds published by the experimental collaborations for specific models and particular choices of parameters. Instead, it is mandatory to determine the corresponding χ^2 contribution of the LHC observables, χ_{LHC}^2 , for every point in parameter space. To that end we emulate the experimental SUSY search analyses by using state-of-the-art simulation tools and a public detector simulation to approximate the signal expectation for the specific model under consideration and any given set of model parameters. Details of the analysis are described below.

We determine the LHC SUSY exclusions from the search for squarks and gluinos using final states with 2, 3 or 4 jets, zero leptons, and missing transverse momentum, following a recent ATLAS analysis [131]. The signal cross-section is simulated on a grid in the $(M_0, M_{1/2})$ plane, fixing $\tan\beta = 10$, $A_0 = 0$ and $\mu > 0$. (We discuss the dependence of the signal on $\tan\beta$ and A_0 below.) First, for each point of the $(M_0, M_{1/2})$ grid, the SUSY mass spectrum is calculated with `SPheno 3.1.0` [84, 85]. Events are then generated using `Herwig 2.4.2` [132] and passed on to the fast detector simulation `DELPHES.1.9` [133] where reconstruction and detector smearing are performed. The efficiencies and fake rates of particle identification given by `DELPHES` are corrected using public measurements of detector resolutions by ATLAS.⁶ Finally, the events have to pass the selection cuts specified in [131].

The signal estimate is normalized to the NLO+NLL SUSY-QCD prediction for the inclusive squark and gluino cross-sections [135–141] and the NLO prediction for the production of electroweak sparticles [142]. While the theoretical uncertainty of the signal cross-section varies along the parameter space, we assign a constant 30% error to the signal yield, which is a conservative estimate in the vicinity of the current LHC sparticle exclusions. The variation of the signal yield with the remaining CMSSM parameters $\tan\beta$ and A_0 has been studied carefully. We found that it is always well within the systematic uncertainty, as exemplified in figure 2 for two points in the $(M_0, M_{1/2})$ parameter space.

Our estimate of the SM background contribution is based on the ATLAS analysis [131], which reports the results and statistical interpretation of the ATLAS fully hadronic inclusive SUSY searches using 165 pb^{-1} of integrated luminosity. A systematic uncertainty of 23% on the background has been estimated in [131]. Using the ATLAS background and background systematic uncertainty, together with a systematic uncertainty of 30% on the signal cross-section, we can exactly reproduce the published ATLAS limits at $\mathcal{L}^{\text{int}} = 165 \text{ pb}^{-1}$ and $\mathcal{L}^{\text{int}} = 1 \text{ fb}^{-1}$. The ATLAS analysis for $\mathcal{L}^{\text{int}} = 4.7 \text{ fb}^{-1}$, however, uses a profile likelihood based interpretation and six signal regions with tighter cuts. Because of the large amount of background control regions, this method cannot easily be implemented in an exact way within the fast Monte Carlo analysis used here. Most importantly, the background systematics are controlled within the profile likelihood technique. Therefore, we approximate the generic LHC results by reducing the systematic uncertainties used in the likelihood ratio analysis within realistic bounds and by slightly increasing the signal efficiency. Figure 3 shows that this fast Monte Carlo technique is able to describe

⁶[134] using public material from ATLAS full simulation and performance measurements using 2009 and 2010 data.

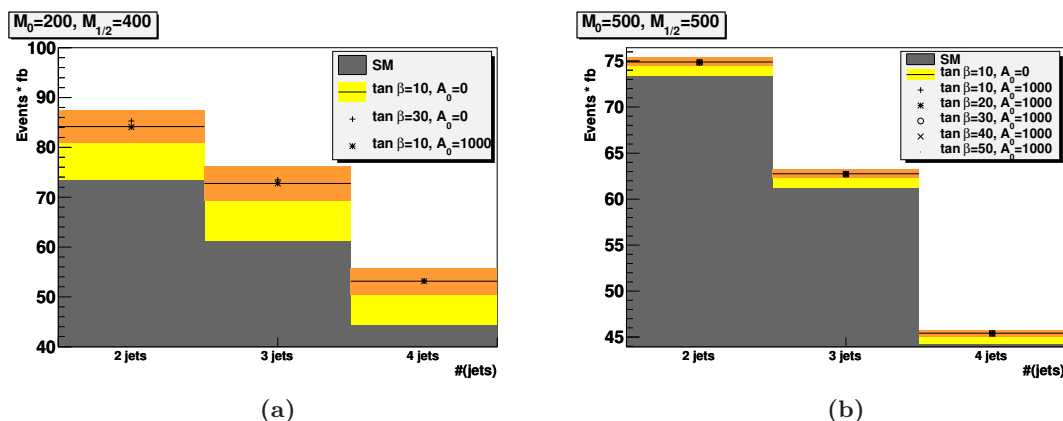


Figure 2. Simulated signal yield for events with 2, 3 or 4 jets for two points in the $(M_0, M_{1/2})$ parameter space. Shown are the SM background (gray), the CMSSM signal expectation for $\tan\beta = 10$ and $A_0 = 0$ (yellow) together with the systematic uncertainty of 30% (orange). Also shown through different markers are various other central value signal estimates based on different values of $\tan\beta$ and A_0 .

the LHC results within the 1σ variation of the expected limit, both in scale as well as in shape. Thus, this method should provide a good description of the χ^2_{LHC} contribution at every point in SUSY parameter space.

The exclusion limit is calculated in the parameter space for each point with expected yields for signal s and background b and observed yield n , calculating a test statistic $t = -2\ln Q$, with Q being the likelihood ratio:

$$Q = \frac{L(s + b, n)}{L(b, n)}, \quad (3.2)$$

with the Poisson statistics $L(\mu, n) = \mu^n \exp^{-\mu} / n!$, the number of expected and observed events, μ and n , respectively, for the given point. The value of s is a function of the SUSY parameters, whilst b is fixed. The additional uncertainties are taken into account by a smearing of the Poisson distribution, and we consider a signal excluded with 95 % CL if

$$\text{CL}_{s+b} = \int_{t_{\text{obs}}}^{\infty} P_{s+b}(t) dt < 0.05, \quad (3.3)$$

with P_{s+b} the probability density function of t assuming the presence of a signal, and t_{obs} the actually observed value of t . A given CL_{s+b} value can be approximately translated into a χ^2 contribution using [130]:

$$\chi^2 = 2[\text{erf}^{-1}(1 - 2\text{CL}_{s+b})]^2. \quad (3.4)$$

To obtain the expected exclusion limits the Asimov data set $n = b$ was used.

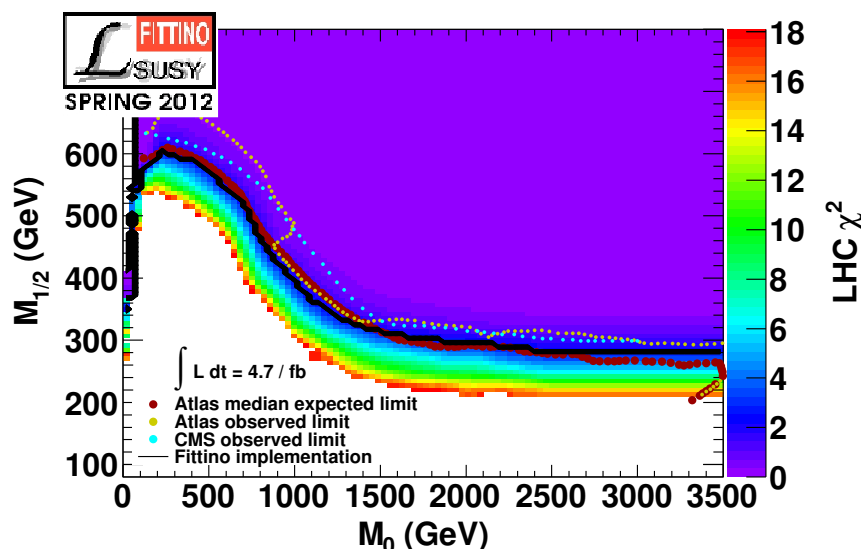


Figure 3. χ^2 contribution from the LHC SUSY search implementation compared to the published ATLAS and CMS limits [63, 64]. Good agreement of the estimated limit with the expected limit of the LHC collaborations is achieved.

Fit	M_0 [GeV]	$M_{1/2}$ [GeV]	$\tan \beta$	A_0	χ^2/ndf
LEO	$84.4^{+144.6}_{-28.1}$	$375.4^{+174.5}_{-87.5}$	$14.9^{+16.5}_{-7.2}$	$186.3^{+831.4}_{-843.7}$	10.3/8
LHC	$304.4^{+373.7}_{-185.2}$	$664.6^{+138.3}_{-70.9}$	$34.4^{+10.9}_{-21.3}$	$884.8^{+1178.0}_{-974.9}$	13.1/9
LHC+XENON1T	$296.1^{+1366.8}_{-150}$	$747.4^{+303.4}_{-143.5}$	$28.3^{+21.2}_{-17.8}$	$-518.7^{+5266.3}_{-2166.1}$	15.0/9
LHC+ $m_h = 126$ GeV	$1163.2^{+1185.3}_{-985.7}$	$1167.4^{+594.0}_{-513.0}$	$39.3^{+16.7}_{-32.7}$	$-2969.1^{+6297.8}_{-1234.9}$	18.4/9

Table 4. Summary of the results for various CMSSM fits with different sets of input observables. The names of the fits and the observables included are explained in the text.

4 Results

In this section, we present the results of our CMSSM and NUHM1 fits for various sets of input observables. We first summarize our general findings and then discuss the features of the different fits in more detail in sections 4.1 to 4.5.

In tables 4 and 5, we display selected results of the fits within the CMSSM and the NUHM1 for various sets of input observables. For all fits we require the lightest neutralino to be the LSP, consistent radiative electroweak symmetry breaking and the absence of tachyons.

In total, 7 different input parameter sets have been tested for the CMSSM. The fits based on the CoGeNT⁷ [116] direct dark matter detection claim yield a prohibitively

⁷The fit involving DAMA/LIBRA data has been omitted entirely since the CoGeNT regions lie closer to the accessible space in the CMSSM.

Fit	M_0 [GeV]	$M_{1/2}$ [GeV]	M_H^2 [GeV ²]	$\tan \beta$	A_0	χ^2/ndf
NUHM1+ m_h	$124.3^{+95.2}_{-16.8}$	$655.5^{+218.0}_{-65.0}$	$(-1.7^{+0.5}_{-2.7}) \times 10^6$	$29.4^{+3.3}_{-7.8}$	$-511.2^{+574.7}_{-988.6}$	15.3/8

Table 5. Summary of the results for the NUHM1 fit.

large minimal χ^2 , implying that these potential DM observations cannot be accommodated within the CMSSM. We thus do not discuss them further. For all fits we require the lightest neutralino to be the LSP, consistent radiative electroweak symmetry breaking and the absence of tachyons. Note that a positive sign of μ is preferred to describe the anomalous magnetic moment of the muon, so we have fixed $\text{sgn}(\mu) = +$ in our fits.

The fit labeled “LEO” (“low energy observables”) in table 4 is performed excluding the direct search for SUSY at the LHC, but including all constraints from supersymmetric loop corrections (section 3.1), astrophysical observations (3.2) and sparticle and Higgs boson search limits from LEP and the Tevatron (3.3.1 and 3.3.2). The best fit point and the 1-dimensional 1σ parameter uncertainties are in excellent agreement with earlier studies [68], despite the fact that only a fraction of the observable set from [68] is used here. As mentioned in sections 3.1.1 and 3.1.3 various flavor and electroweak precision observables have been omitted from the fit, as they do not add significant information for constrained SUSY models. Instead they add a constant offset to the χ^2 , which is nearly independent of the SUSY parameter point or model under study. The offset only depends on the SM parameters and the SM precision observables themselves. In ref. [58] it has been shown that the SM parameters decouple completely from the CMSSM parameters for the observables used here. Therefore, a reduced observable set results in a clearer message on the actual agreement of the SUSY prediction with the *relevant* data for a given model point. This is shown in figure 4. The red lines show the profile of the χ^2 minimum of the fit as a function of M_0 , once with the full observable set from [68] (dark red), and once with only the set of observables described in section 3 (light red), but using the theory codes and observable values from [68]. No significant difference can be observed.

An interesting effect can be observed for the observable $\mathcal{B}(B \rightarrow \tau\nu)$: While SUSY points with strong disagreement to the measurement exist, the majority of the allowed region exhibits a prediction of $\mathcal{B}(B \rightarrow \tau\nu)$ near its SM value, since the SUSY contribution tends to decrease the branching fraction, leading to stronger disagreement than in the SM. Thus, also $\mathcal{B}(B \rightarrow \tau\nu)$ contributes to a constant offset of the χ^2 with respect to previous results with lower observed values of the branching fraction (e.g. [58]), while having no significant effect on the allowed region above the minimum.

In determining the number of degrees of freedom, ndf , we include one-sided bounds as measurements, also if the minimum of the fit fulfills the bound. This is justified because the model exhibits parameter points violating the bounds. Removing the bound from the ndf count as soon as the minimum or the regions directly around it satisfy it, would mean that the model is penalized for being consistent with the data on the ground of constraints from other observables. Therefore, all bounds with potential contribution to the χ^2 are counted in ndf .

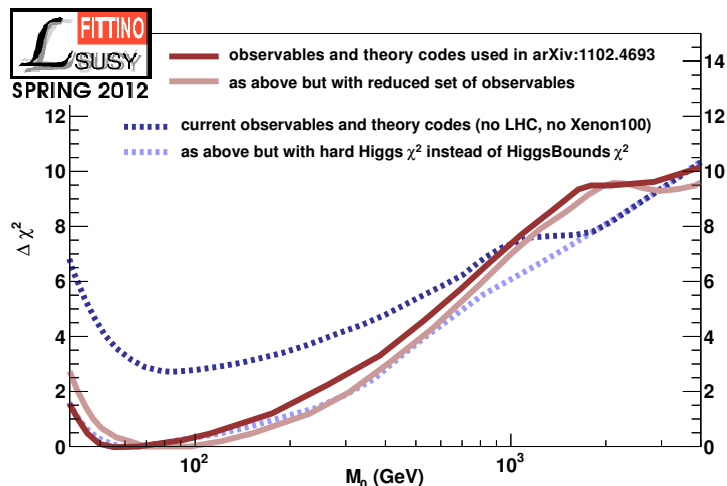


Figure 4. Comparison of fits with small/large set of observables and with and without exact HiggsBounds χ_h^2 . The minimum of all fits apart from the one using HiggsBounds for the calculation of the full Higgs χ^2 contribution is set to $\Delta\chi^2 = 0$ for better comparison. We show here only the dependence on M_0 . $M_{1/2}$, A_0 and $\tan\beta$ are profiled out.

Using the new observable set, and the new set of codes for the prediction of the observables as outlined in sections 2 and 3, we obtain a χ^2/ndf of 10.3/8, hinting at a worse agreement than using the full observable set [68]. However, as outlined in section 2.2, no exact \mathcal{P} -value can be calculated due to computational limitations and the non-Gaussian nature of the fit. Clearly the overall fit quality of the CMSSM is reduced when using the reduced observable set of table 2, and taking the improvements in the sensitivity of the measurements between the old and new observable set into account. Additional small effects stem from the update to newer versions of theory codes as outlined in section 2.1.

Another significant difference between the fit results from [68] and the results presented here is the more precise treatment of the LEP Higgs limits. In [68], HiggsBounds was used to calculate the exact position of the 95 % CL on m_h for each model point. Then, the left half of a parabola corresponding to a theoretical uncertainty of $\Delta m_h = 3$ GeV and with the minimum of $\chi_h^2 = 0$ at the exact 95 % CL point was used to calculate χ_h^2 . Model points above the actual limit received a contribution of $\chi_h^2 = 0$, while model points below received a χ_h^2 contribution corresponding to the theoretical uncertainty.

For the results presented here, HiggsBounds is used to calculate the exact χ_h^2 for every m_h below and above the 95 % CL bound, folded with the theoretical uncertainty (see section 3.3.2). Since for the best fit point of the LEO input set we obtain $m_h \sim (113 \pm 3)$ GeV, adding the actual χ_h^2 contribution to the minimum makes a significant difference in the overall χ^2 of the minimum. This can be seen from the blue lines of figure 4. The minimum in the dark blue curve is lifted significantly with respect to the fits without HiggsBounds (light blue). Since larger values of $M_0 > 2$ TeV yield $m_h > 118$ GeV, χ_h^2 does not contribute to the fit for large M_0 and the two lines are in perfect agreement for large M_0 . Thus, a thin stripe of the focus point region at large M_0 and very small $M_{1/2}$

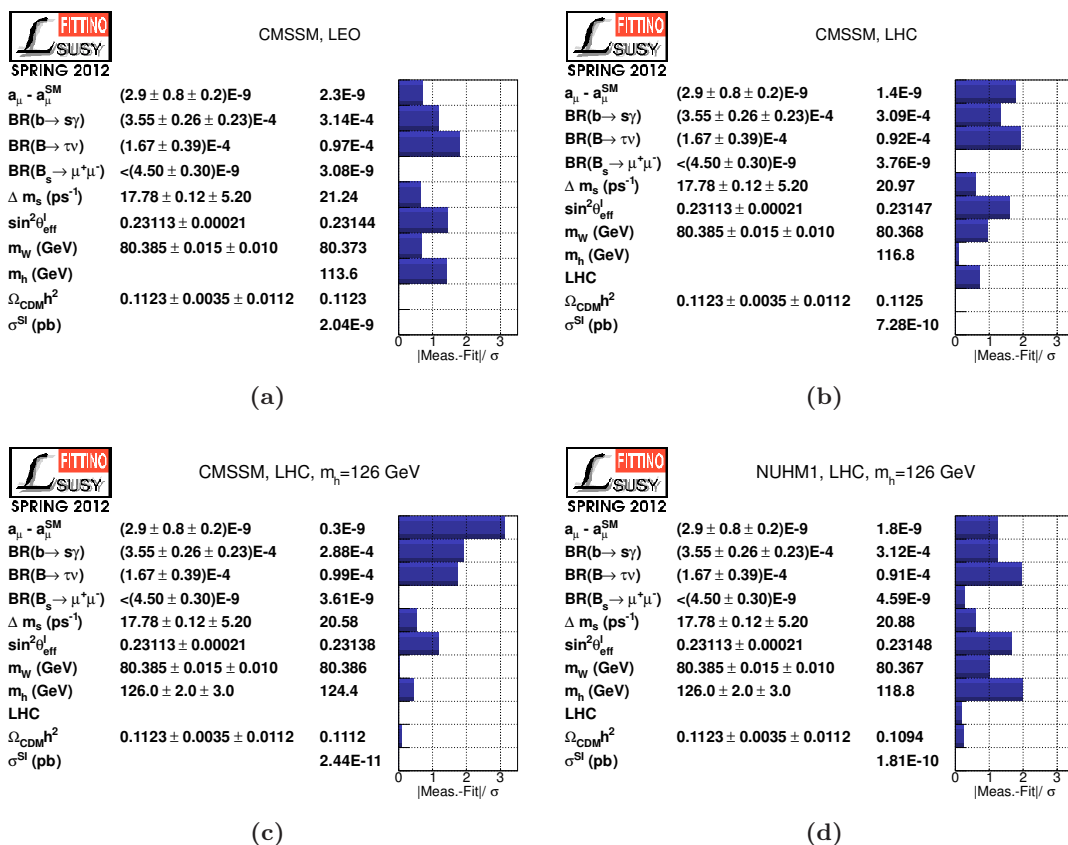


Figure 5. Contribution of the individual observables listed in table 2 to selected fits. (a) the LEO fit; (b) the LHC fit; (c) the LHC+ $m_h=126$ CMSSM fit; and (d) the LHC+ $m_h=126$ NUHM1 fit. In addition the limits from indirect WIMP detection and the chargino limit at LEP count for the calculation of the number of d.o.f.

is included in the allowed region, see section 4.1. Its width in $M_{1/2}$ is mostly constrained by requiring $m_{\chi_{1\pm}} > 102.5$ GeV. The pull plot in figure 5a shows the contribution of the individual observables to the best fit point of the LEO fit.

The fit labeled “LHC” in table 4 uses the same input as the LEO fit, plus the results from the LHC SUSY search described in section 3.3.3. The effect of the LHC limit is a shift of the minimal χ^2 and an increase of the number of degrees of freedom to $\chi^2/\text{ndf} = 13.1/9$. This clearly shows a further reduced agreement of the fit with the data, and the minimum is found at higher M_0 , $M_{1/2}$ and $\tan\beta$.

From the pull plot in figure 5b one can deduce that the LHC limit pushes the fit into a region where, in particular, a_μ is not described very well anymore. In comparison, the direct contribution of χ_{LHC}^2 is small at the best fit point. The reason is that the χ^2 contribution from the low energy observables is almost constant for large enough M_0 and $M_{1/2}$. Thus, if the LHC pushes the fit above a certain threshold in the mass scale, the minimum can also move higher until χ_{LHC}^2 is not dominant anymore. In addition, χ_h^2 also

prefers higher sparticle masses, balancing the push to lower mass scales from the precision observables. A further consequence of the LHC exclusions is that the preferred Higgs mass is shifted upwards to $m_h \approx 117$ GeV.

The fit labeled “LHC+XENON1T” in table 4 uses all the results from table 2 and the direct LHC SUSY search, but the current XENON100 limit replaced by the projection for XENON1T as outlined in section 3.2.2, assuming no observation. The XENON1T projection increases the minimal χ^2 to 15.0. In order to achieve lower direct detection cross-sections, the fit is pushed to somewhat lower values of $\tan\beta$ and excludes large positive values of A_0 , resulting in an A_0 dependence which is almost symmetric around $A_0 = 0$. The detailed reasons are given in section 4.4.

We have also considered the possibility that $\mathcal{B}(B_s \rightarrow \mu\mu)$ is measured at its SM value of $\mathcal{B}(B_s \rightarrow \mu\mu) = (3.2 \pm 0.3) \times 10^{-9}$ at LHCb [102] (instead of the otherwise employed limit of $\mathcal{B}(B_s \rightarrow \mu\mu) < 4.5 \times 10^{-9}$). Since the minimum of the LHC fit predicts $\mathcal{B}(B_s \rightarrow \mu\mu)$ near its SM value, no significant change in fit probability or best fit point is observed, see the discussion in section 4.2.

The new limits on the SM Higgs boson mass of $117.5 < m_h < 127.5$ GeV at 95 % CL [66, 67] from the ATLAS and CMS experiments are not included in the detailed χ^2 calculation in **HiggsBounds**. Therefore, no detailed calculation of the χ^2 contribution from that constraint is performed. However, applying a simple cut of $114.5 < m_h < 130.5$ GeV (including a theoretical uncertainty of $\Delta m_h = \pm 3$ GeV) on the LHC fit does not lead to a significant effect on the allowed parameter space, since for the largest part of the parameter space in the LHC fit m_h is predicted in the allowed range due to the heavy sparticle mass scales.

Finally, we explore a possible Higgs observation at $m_h = (126 \pm 2(\text{exp}) \pm 3(\text{theo}))$ GeV, as outlined in section 3.3.2. The corresponding fit is called “LHC+ $m_h = 126$ ” in table 4. Apart from exchanging the **HiggsBounds** result for χ_h^2 for the assumption of a direct measurement, the inputs to the fit are identical to the LHC fit. The high sparticle masses required to yield such a high Higgs mass push the best fit point into the focus point region at $M_0 > 4$ TeV. The $\chi^2/ndf = 18.4/9$ shows that $m_h \gtrsim 125$ GeV is hardly compatible with a highly constrained SUSY model such as the CMSSM. This is also obvious from the pull contributions in figure 5c. While a sufficiently high value of $m_h = 124.4$ GeV can be reached for the best fit point, the necessary high sparticle mass scales push the fit into a region which is incompatible with $(g-2)_\mu$ and B -physics observables at the 2 to 3 σ level.

By decoupling the Higgs sector from the squark and slepton sector in the NUHM1 model, this problem can be partly remedied. As shown in table 5 and figure 5d, a slightly better fit is possible for the NUHM1 ($\chi^2/ndf = 15.3/8$) than for the CMSSM fit with $m_h = (126 \pm 2 \pm 3)$ GeV, albeit with reduced ndf . Also, the added degree of freedom deepens the χ^2 profile for M_0 and $M_{1/2}$ around the minimum, since the Higgs limit does not push the fit into an area with limited agreement between predictions and indirect observables. For a more detailed description of the NUHM1 fit, see section 4.3.

In the following sections, the results for individual input observable sets are discussed in detail.

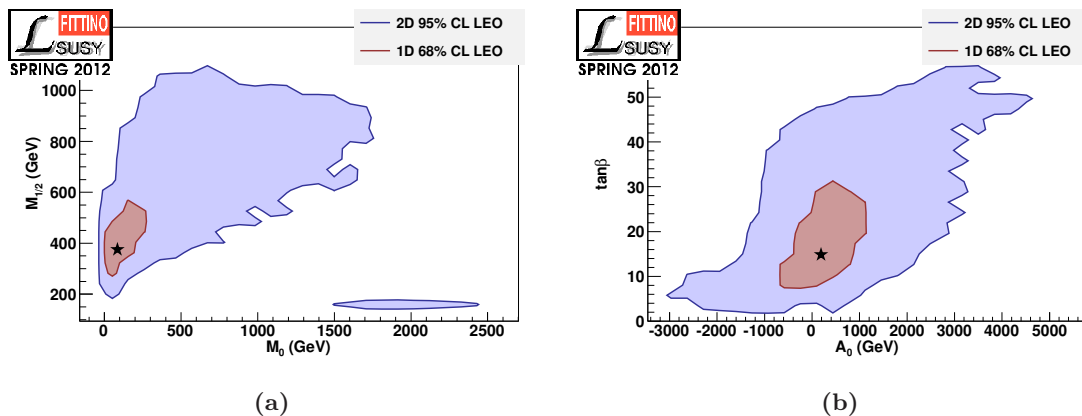


Figure 6. Parameter distributions for the LEO fit. Details about the best-fit point, marked by a star, are given in table 4. In (a), the profile likelihood projection of the $\Delta\chi^2 < 1$ (1-dimensional 1σ) [red] and $\Delta\chi^2 < 5.99$ (2-dimensional 2σ) [blue] regions of the full 4-dimensional fit around the minimum are shown into the $(M_0, M_{1/2})$ plane. In (b), the same is shown in the $(A_0, \tan\beta)$ plane.

4.1 Fit without LHC exclusions

In figure 6 the resulting parameter regions are shown for the LEO fit. The best-fit point is marked by a star. All hidden dimensions are profiled. As in all further plots of the allowed parameter space, the allowed regions display the full $\Delta\chi^2 < 1$ (1-dimensional 1σ) range in red and the $\Delta\chi^2 < 5.99$ (2-dimensional 2σ) range in blue. The 1-dimensional 1σ range is shown in order to allow reading off the single parameter uncertainties directly from the projection of the red areas onto the horizontal and vertical axes.

The resulting plot does not represent a parameter scan in the shown dimensions with fixed hidden dimensions, but the full uncertainty regions for the global fit of the four CMSSM parameters. As shown in [68], including the SM parameters in the fit does not change the result as long as the presently available observables are used. This may change in the future, e.g. once very precise measurements of m_h or sparticle masses are available.

In contrast to the results from [68], and in contrast to the profile likelihood result from figure 1 which uses the observable set and prediction codes from [68], the focus point region at low $M_{1/2}$ and high M_0 is allowed within the 2-dimensional 2σ uncertainty range. This is explained by the cut through the χ^2 profile already shown in figure 4. The focus point region is constrained to $M_{1/2} < 200$ GeV by the presence of the cut on $m_{\chi^\pm} > 102.5$ GeV described in section 3.3.1. The minimal χ^2 shape in figure 4 also explains why the 2σ allowed region is so much larger than what would be expected from the 1σ region. The fit exhibits a rather narrow minimum, where a good agreement with $(g-2)_\mu$ and Ω_{DM} can be achieved. For larger values of M_0 and $M_{1/2}$, there is an almost constant disagreement with both measurements at the $2-3\sigma$ level. Hence, no further discrimination is achieved and the χ^2 profile becomes almost flat, still within the $\Delta\chi^2 < 5.99$ range above the minimum.

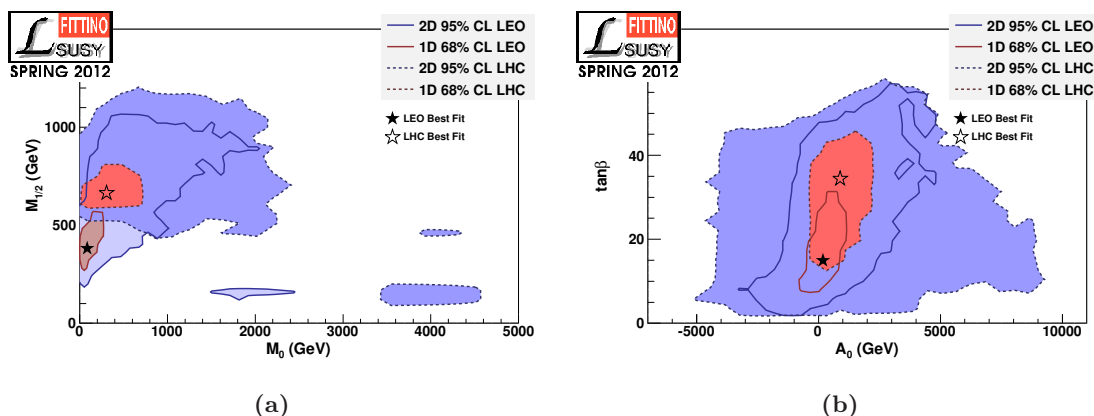


Figure 7. Best-fit regions in the CMSSM including LHC results. Details about the LHC best-fit points are given in table 4. Results for the 1σ and 2σ regions are shown in comparison between the LEO and LHC fits in (a) the $(M_0, M_{1/2})$ plane and in (b) the $(A_0, \tan\beta)$ plane. The parameter projections and uncertainties are as in figure 6.

4.2 Fits with LHC exclusions

In this section, we discuss the allowed CMSSM parameter space for different inputs from the LHC. The inputs with the strongest impact are the inclusive direct searches for SUSY at the ATLAS experiment described in detail in section 3.3.3 and the search for $B_s \rightarrow \mu\mu$ described in section 3.1.1. The additional very strong constraint stemming from a possible measurement of the lightest Higgs boson mass is studied separately in section 4.3. Figure 7 shows the allowed parameter range of the LHC fit introduced in table 4. The difference between the LHC and the LEO fit is significant. The position of the best-fit point is lifted outside of the directly accessible range of sparticle searches at low M_0 and $M_{1/2} \approx 650$ GeV. The focus point region is excluded by the LHC SUSY search up to our maximum value of $M_0 = 3.5$ TeV of the LHC limit implementation. Also the LHC collaborations do not publish search results for larger values of M_0 , but it can be assumed that a dedicated interpretation at LHC would exclude large parts of the rest of the focus point region from the fit (i.e. the two islands above $M_0 \gtrsim 3.5$ TeV in figure 7a). Due to the diminishing relevance of large SUSY mass scales for the solution of the hierarchy problem and EWSB, this is not further pursued here.

It can be observed in figure 7b that the best fit point of $\tan\beta$ is shifted upwards significantly due to the direct LHC SUSY search limits, which do not affect $\tan\beta$ directly, as shown in detail in section 3.3.3. This is the result of the correlation between $\tan\beta$ on the one hand and $M_{1/2}$ on the other hand due to Ω_{DM} and $(g-2)_\mu$. A decent agreement in those variables for larger $M_{1/2}$ implies higher scales of $\tan\beta$.

In figure 8 we use the LHC limits as outlined above and in addition study variations of the limit on $\mathcal{B}(B_s \rightarrow \mu\mu)$. In figure 8a and 8b, the results of the fit including a potential measurement at the SM value $\mathcal{B}(B_s \rightarrow \mu\mu) = (3.2 \pm 0.3) \times 10^{-9}$ (assuming a small theoretical and experimental error of $\pm 0.3 \times 10^{-9}$ for the sake of studying the strongest possible impact) at LHCb [102] and possibly ATLAS and CMS is shown. Since the best-fit point of

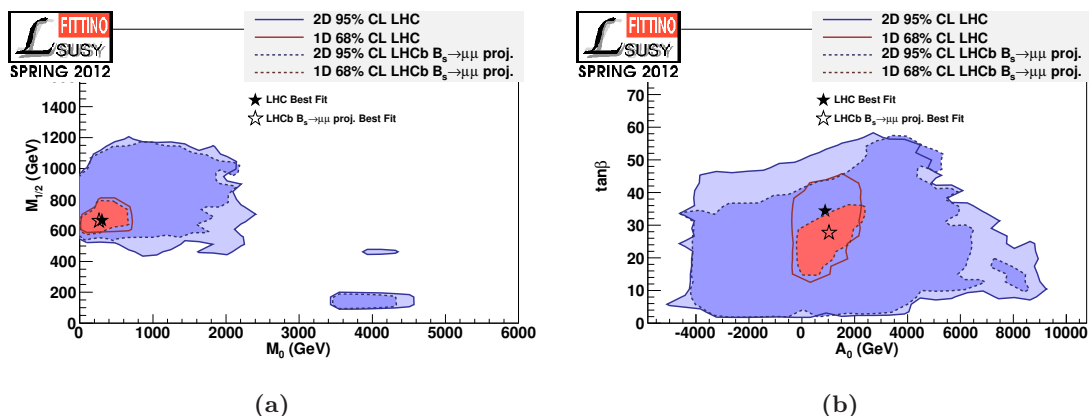


Figure 8. Parameter distributions for the LHC fit ($\mathcal{B}(B_s \rightarrow \mu\mu) < 4.5 \times 10^{-9}$) and the $\text{LHC}^{\mathcal{B}_{SM}(B_s \rightarrow \mu\mu)}$ fit in the $(M_0, M_{1/2})$ in (a) and in the $(A_0, \tan\beta)$ plane in (b). Details about the best-fit points are given in table 4.

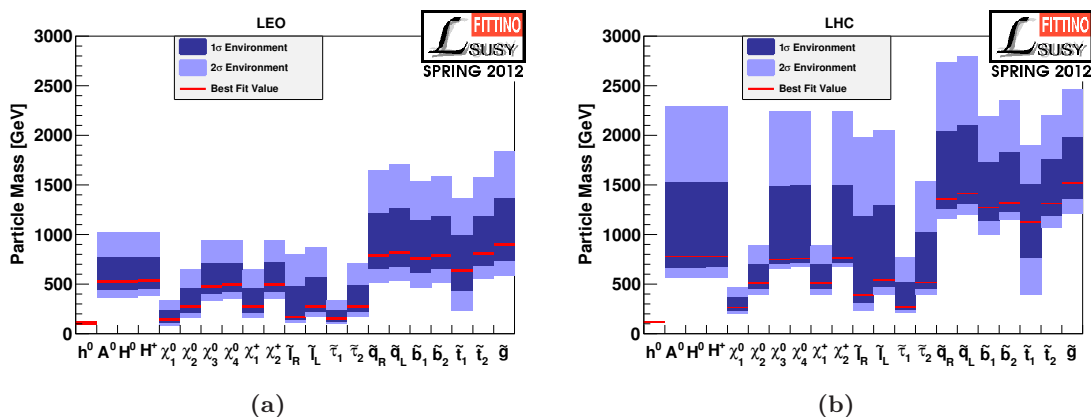


Figure 9. Predicted distribution of sparticle and Higgs boson masses from (a) the LEO fit and (b) the LHC fit. The full uncertainty band gives the 1-dimensional 2σ uncertainty of each mass defined by the region $\Delta\chi^2 < 4$ after profiling over all hidden dimensions.

the LHC fit predicts $\mathcal{B}(B_s \rightarrow \mu\mu)$ close to its SM value, this has only a marginal effect on the minimal χ^2 of the fit and the allowed parameter space. Note that the situation would have been somewhat different for a potential observation of $\mathcal{B}(B_s \rightarrow \mu\mu)$ at CDF [143], which would have clearly disfavored the focus point region.

We show the predicted range of sparticle and Higgs boson masses for the LHC fit in figure 9b compared to the same prediction for the LEO fit in figure 9a. As discussed above and in figure 4, the flat χ^2 profile for large M_0 and $M_{1/2}$ predicts sparticle masses at $m \approx 1$ TeV for both the LEO and LHC fits. The only particle with a very strong upper bound on its mass is the lightest Higgs boson. The prediction of m_h changes from $m_h = (113.5 \pm 3)$ GeV for the LEO fit to $m_h = (117 \pm 1.5)$ GeV for the LHC fit. The 1-dimensional 1σ range quoted here is clearly incompatible with the potential signal at $m_h = 126$ GeV. However the χ^2 profile is flatter for higher m_h , making it marginally possible to reconcile a heavier Higgs mass

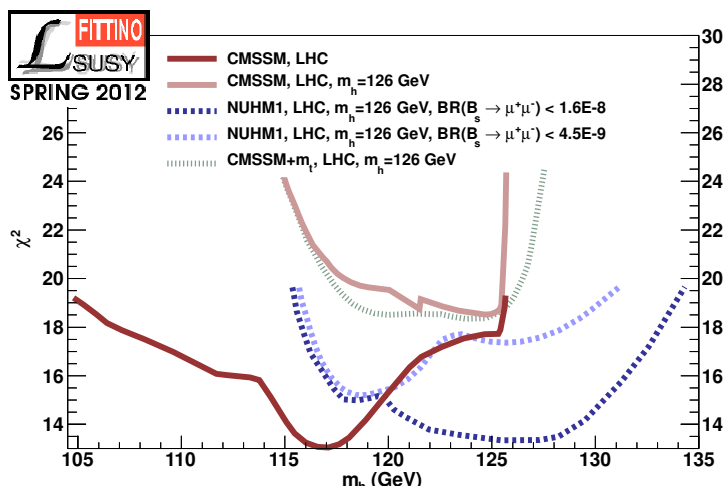


Figure 10. The dependence of the minimal χ^2 of the fit on m_h for different input observable sets and for the CMSSM and NUHM1. CMSSM and NUHM1 fits with and without $m_h = (126 \pm 2 \pm 3)$ GeV are shown. For the CMSSM, whose best-fit-point coincides with a prediction of the SM value of $\mathcal{B}(B_s \rightarrow \mu\mu)$, the strongest impact comes from including $m_h = (126 \pm 2 \pm 3)$ GeV into the fit (compare dark and light red lines). Adding m_t as a fit parameter has limited effect (compare green and light red line). For the NUHM1, a heavier Higgs boson is in principle easy to accommodate, however a heavy Higgs boson is disfavored in the NUHM1 by the present bound on $\mathcal{B}(B_s \rightarrow \mu\mu)$ [96] compared to a previous looser limit [144] (compare light and dark blue lines).

with the CMSSM, as outlined in section 4.3. In addition, the lightest neutralino is bound from above at $m_{\chi_1^0} \lesssim 500$ GeV, as a result of the combined constraints on Ω_{DM} and $(g-2)_\mu$.

We note that also in the LHC fit there is still enough room for slepton and gaugino masses below $m \lesssim 500$ GeV, which would be observable at an e^+e^- linear collider with $\sqrt{s} \lesssim 1$ TeV, despite the stringent search limits from the LHC. This is partly due to the fact that the LHC allowed 2σ region extends slightly below the 95% CL exclusion. The increasing LHC χ^2 contribution for smaller sparticle mass scales is partly canceled by the decreasing contribution from the LEO observables. The stronger effect however is the fact that even highly constrained models as the CMSSM still exhibit enough freedom in the parameter space to reconcile light gauginos and sleptons with heavy squarks and gluinos, as shown in figure 9b. This feature would be even more pronounced in more general SUSY models, in which the colored and the non-colored sectors explicitly decouple.

4.3 Adding a potential Higgs boson mass measurement

A very strong constraint on the CMSSM is expected from a direct measurement of the lightest Higgs boson mass m_h . This is shown explicitly in figure 10, where we display the χ^2 profile of m_h for different fits: the LHC fit, the LHC+ $m_h = 126$ GeV fit with fixed m_t , the same with $m_t = 173.2 \pm 1.34$ GeV floating, and the NUHM1 fit with the same observables. It can be seen that the CMSSM fits (red and green curves) can barely incorporate $m_h = 126$ GeV. At this edge the χ^2 rises dramatically excluding any higher Higgs boson mass values. This limit

is just slightly increased by floating m_t (green curve), but the overall χ^2/ndf of this fit is still at the same rather inconsistent level of 18/9 as for the fit with fixed m_t , for which 18.4/9 is observed. It is obvious that the NUHM1 fit, which decouples the Higgs boson mass parameter squared $M_H^2 = M_{H_u}^2 = M_{H_d}^2$ from M_0^2 at the GUT scale, shows both a significantly better agreement of $\chi^2/ndf = 15.3/8$ and the ability to accommodate higher values of m_h .

In ref. [104] a strong correlation between $\mathcal{B}(B_s \rightarrow \mu\mu)$ and a_μ was observed for fixed m_h . It was shown that the correlated region for the current experimental values of $\mathcal{B}(B_s \rightarrow \mu\mu)$ and a_μ is inconsistent with a Higgs boson mass at $m_h = (126 \pm 2(\text{exp}) \pm 3(\text{theo})) \text{ GeV}$. Accordingly the pull plot figure 5c has a poor fit for a_μ . Performing a fit just for the three observables $\mathcal{B}(B_s \rightarrow \mu\mu)$, a_μ , and $m_h = (126 \pm 2(\text{exp}) \pm 3(\text{theo})) \text{ GeV}$ results in a $\Delta\chi^2$ penalty of 7 with respect to just fitting $\mathcal{B}(B_s \rightarrow \mu\mu)$ and a_μ . This explains the strong difference between the fits with and without $m_h = (126 \pm 2(\text{exp}) \pm 3(\text{theo})) \text{ GeV}$. To further exhibit the combined effect of the limit on $\mathcal{B}(B_s \rightarrow \mu\mu)$ and a potential Higgs boson observation, we show in figure 10 the profile of χ^2 against m_h for different options of the measurement of $\mathcal{B}(B_s \rightarrow \mu\mu)$. While a measurement at the level of the SM of $\mathcal{B}(B_s \rightarrow \mu\mu) = (3.2 \pm 0.3) \times 10^{-9}$ has no strong effect on the maximal achievable value of m_h for the CMSSM fit, there is a significant difference for the NUHM1 fit, where large m_h is disfavored for a low $\mathcal{B}(B_s \rightarrow \mu\mu)$. Even the current LHCb limit severely impacts the fit quality with respect to a looser bound on $\mathcal{B}(B_s \rightarrow \mu\mu)$, since the NUHM1 fit with $m_h = (126 \pm 2(\text{exp}) \pm 3(\text{theo})) \text{ GeV}$ prefers $\mathcal{B}(B_s \rightarrow \mu\mu) \gtrsim 6.5 \times 10^{-9}$. Of course this is not a general observation, since the B -physics and the Higgs sector observables are not directly governed by the same parameters in the MSSM, while they are connected via GUT scale assumptions in the CMSSM and NUHM1. Therefore, also in this example, testing more general SUSY models than the CMSSM and the NUHM1 would be beneficial. However, the current limitations on the correct implementation of the LHC results, as outlined in section 3.3.3, has to be overcome.

Figure 11 shows the allowed parameter range in the (M_0, M_{12}) and $(\tan\beta, A_0)$ planes for the CMSSM fits with m_t fixed in figure 11a and 11b and with $m_t = 173.2 \pm 1.34 \text{ GeV}$ floating in figure 11c and 11d. The possible signal at $m_h \approx 126 \text{ GeV}$ shifts the allowed region strongly into regions of higher M_0 and $M_{1/2}$, as compared to the LHC fit. This is due to the larger squark masses necessary to lift m_h so strongly above the tree level bound of $m_h \leq m_Z$. Also, large $\tan\beta$ is clearly preferred, while again showing a flat profile in $\tan\beta$ outside the 1σ region. As expected from the small effect which floating m_t had on the fit in figure 10, there is no significant difference between the allowed parameter ranges for m_t fixed and m_t floating, albeit there is a significant jump in the best fit point due to the flatness of the χ^2 profile. Since m_t is expected to have the strongest direct effect on the prediction of all SM parameters, this confirms that with the current observable set the SM parameters can be fixed in the fit, since their uncertainties decouple completely from the SUSY parameter uncertainties.

Figure 12 shows the allowed parameter space of the NUHM1 model. Negative values for M_H^2 can be considered because the relevant parameter combination for EWSB is $|\mu|^2 + M_H^2$, which we checked to be positive above the electroweak scale. Since this model reaches lower χ^2 for the same observable set as the LHC+ $m_h=126$ fit, its area of low χ^2 is

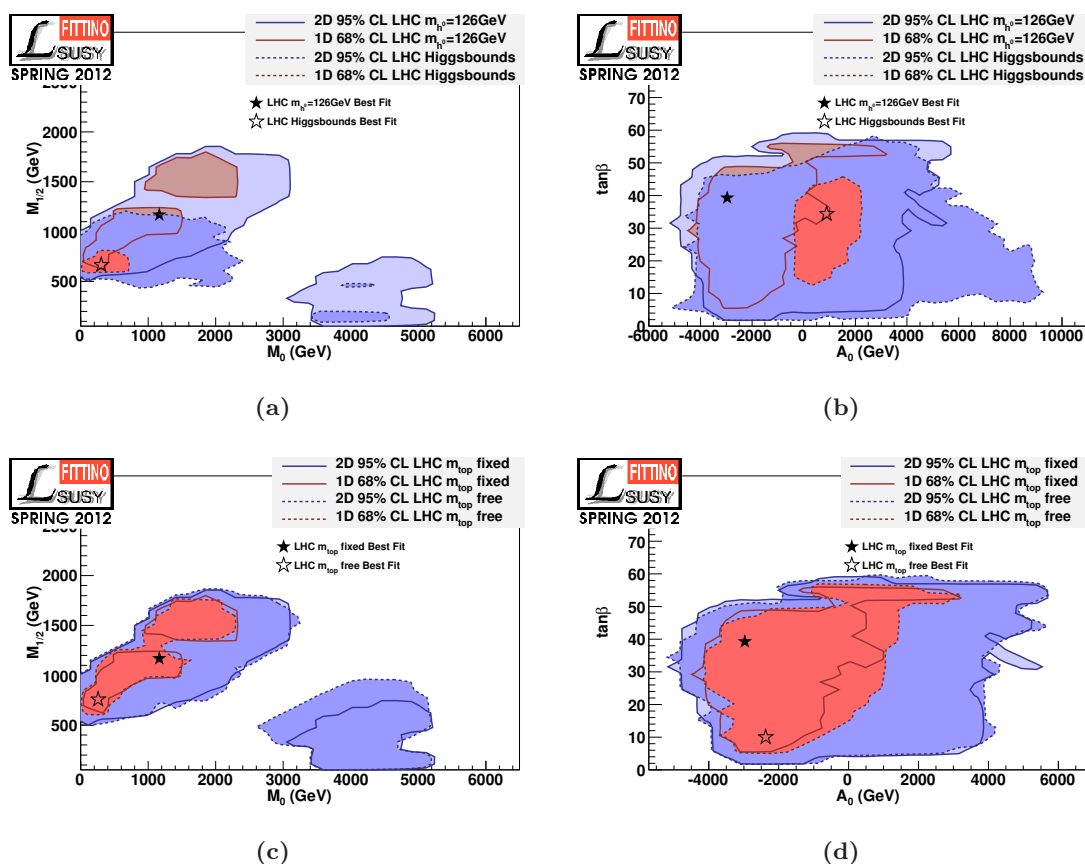


Figure 11. CMSSM parameter distributions in $(M_0, M_{1/2})$ and $(\tan\beta, A_0)$. (a) and (b) show the fit results for $m_h = (126 \pm 2 \pm 3)$ GeV and fixed $m_t = 173.2$ GeV, compared to the LHC fit. (c) and (d) show the fit with the same input observable set, but with $m_t = 173.2 \pm 1.34$ GeV floating free in the fit, in comparison to the fit with fixed m_t .

deep enough with respect to the surrounding flat profile (see section 4.1 and 4.2) to exclude the focus point region from the 2-dimensional 2σ region. Other than that, no significant deviations from the CMSSM can be observed for M_0 and $M_{1/2}$. However, the NUHM1 may also be sensitive to exclusions from the search for $A^0 \rightarrow \tau\tau$ at the LHC. Unfortunately, these searches are not yet implemented in HiggsBounds in a model independent way, and hence not available for this fit.

In figure 13a, the predicted sparticle and Higgs boson mass range for the CMSSM with $m_h = (126 \pm 2 \pm 3)$ GeV is shown. As discussed above, the high value of m_h can best be reached for high sparticle masses, shifting up the expected squark mass scale significantly with respect to figure 9b. The NUHM1 fit is not pushed into the same area of a flat χ^2 profile for heavy M_0 and $M_{1/2}$ as the CMSSM LHC+ $m_h = 126$ fit. Therefore, and because it can decouple the Higgs sector via the separate parameter M_H^2 , it prefers significantly lower sparticle and heavy Higgs boson mass scales than the CMSSM with the same observables.

The observed fit results can be used to look at the range of allowed Higgs branching fractions in the CMSSM. These measurements are not used in the fit, and the range of predicted branching fraction values can be plotted within the allowed parameter range.

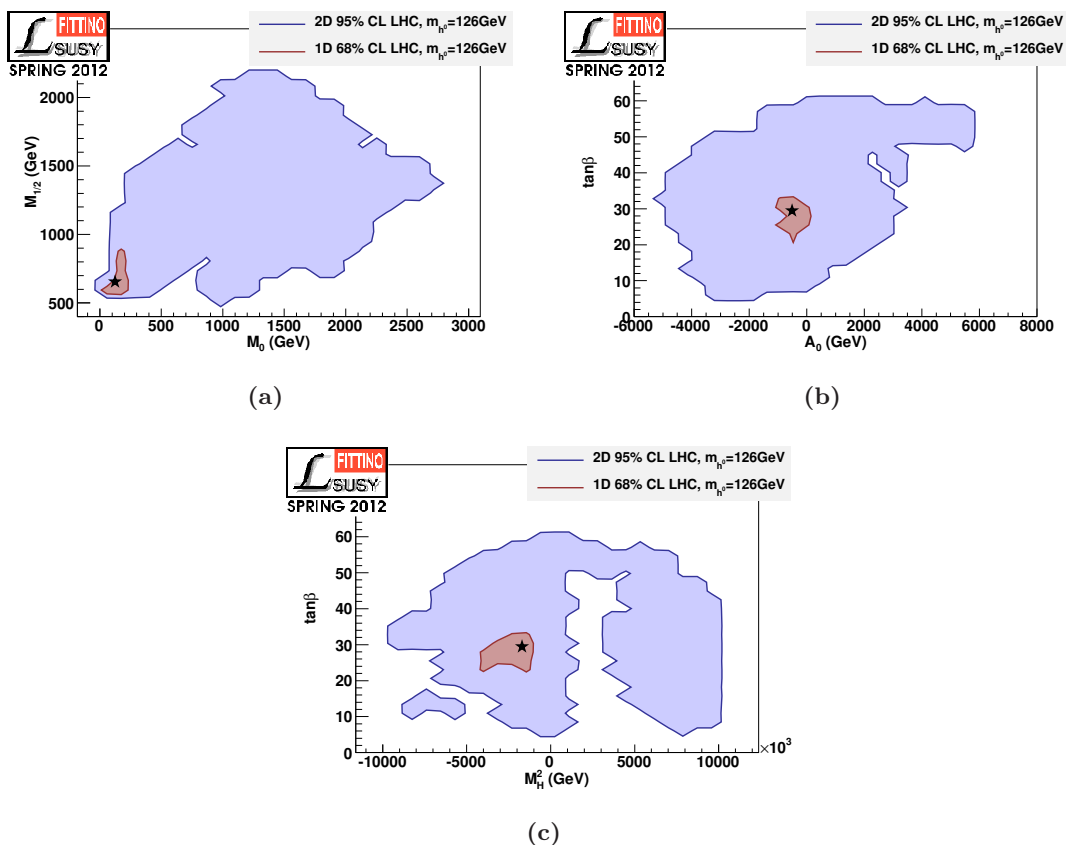


Figure 12. NUHM1 parameter distributions in (M_0, M_{12}) in (a), $(\tan \beta, A_0)$ in (b) and $(\tan \beta, M_H^2)$ in (c) for the fit to the full observable set including $m_h = (126 \pm 2 \pm 3)$ GeV.

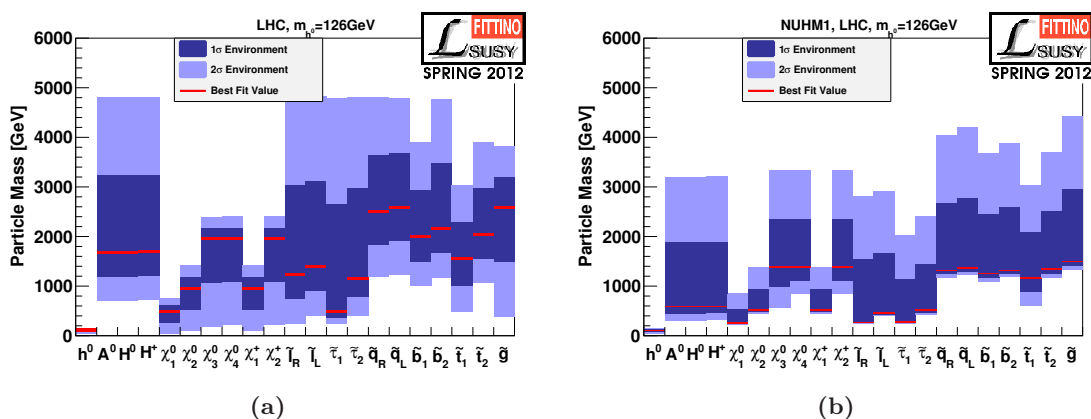


Figure 13. Predicted distribution of sparticle and Higgs boson masses from the CMSSM fit with $m_h = (126 \pm 2 \pm 3)$ GeV in (a) and the NUHM1 fit to the same observable set in (b).

Since the program HDECAY [93] is not included in the fitting process, it is used after the determination of the 2σ allowed parameter range to predict the ratios of lightest Higgs

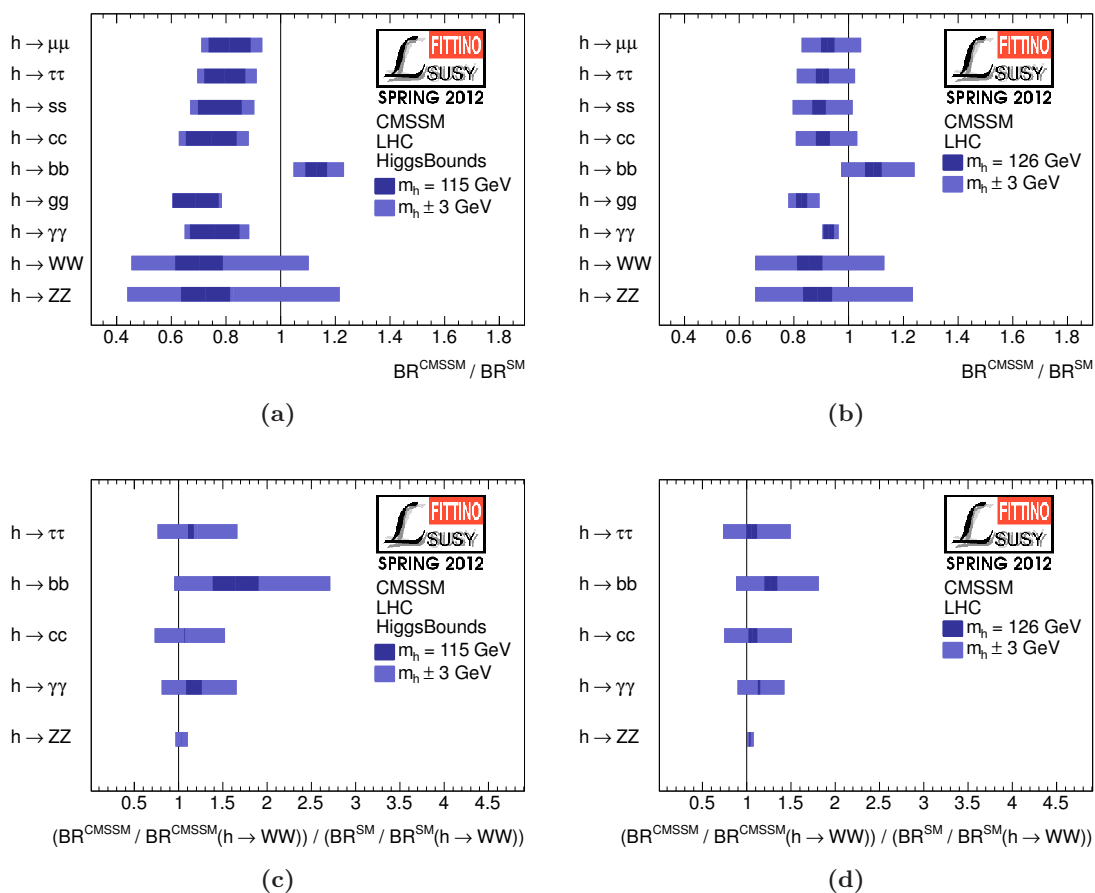


Figure 14. Predicted 2σ range of Higgs branching fractions for the LHC fit of the CMSSM in (a) and the CMSSM fit with $m_h = (126 \pm 2 \pm 3)$ GeV in (b). The results do include the theoretical uncertainty of the Higgs boson mass of ± 3 GeV. Ratios of the potentially experimentally accessible branching fractions at LHC are given in in (c) and (d) for the same fits as above.

branching fractions between the CMSSM and the SM. In order to do this, the parameters are scanned in a 4-dimensional grid around the best fit point within their 1-dimensional 2σ uncertainties. We assume that m_h can be measured with an experimental precision of better than 2 GeV, once the branching fractions or ratios of branching fractions are measured with sufficient precision. The theoretical uncertainty of the prediction for m_h must be taken into account for a prediction of $\mathcal{B}_{\text{CMSSM}}/\mathcal{B}_{\text{SM}}$. In figure 14a the allowed range of $\mathcal{B}_{\text{CMSSM}}/\mathcal{B}_{\text{SM}}$ for various branching fractions is shown for the LHC fit at $m_h = 115$ GeV. Figure 14b shows the same for the CMSSM LHC+ $m_h = 126$ fit. In both cases one observes an enhancement of the $b\bar{b}$ final state. $\tau^+\tau^-$ decreases due to different contributions to the $\tan\beta$ enhanced terms which need to be resummed [145, 146]. The main difference is in particular due to the gluino-sbottom and chargino-stop contributions in case of the $b\bar{b}$ final state. A significant sensitivity beyond the SM values can be observed in both cases, making potential measurements of the branching fractions [147] very attractive to determine the

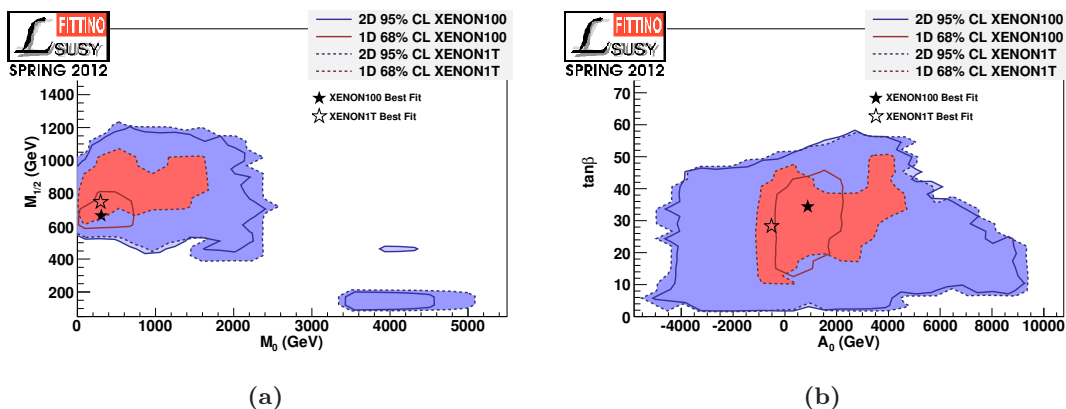


Figure 15. Solid lines show the results of the LHC fit (including direct detection constraints from Xenon100 [40]) on the $(M_0, M_{1/2})$ (a) and $(A_0, \tan\beta)$ plane (b). Increasing the runtime of Xenon100 (as aimed at with XENON100Goal) does not have a significant impact on these contour plots. Even the considerably stronger constraints that would result from increasing the target mass (as planned with XENON1T, shown with dashed lines) hardly affects the 95% CL regions — at the expense, however, of making the overall fit quality worse; the 68% CL regions, on the other hand, become larger in that case and the best fit point is shifted to a higher scale.

model parameters further and to discover a deviation from the SM even for SUSY mass scales beyond the LHC reach at $\sqrt{s} = 7$ or 8 TeV. In figure 14c and 14d it can be seen that even the (at the LHC) experimentally potentially accessible ratios of branching fractions still exhibit significant potential for discovering differences from the expected behavior of a SM Higgs boson. The effect of such measurements on the fit can be expected to be even stronger assuming the foreseen precision at an e^+e^- linear collider (see e.g. [148]).

4.4 Implications for dark matter searches

In the following we discuss the impact of the astrophysical input parameters on our fit results. Recall that adding the claimed signals in *direct detection* from the CoGeNT experiment [42, 116] to our fit leads to an unacceptably high $\Delta\chi_{\text{direct}}^2$ contribution. We thus confirm earlier observations [149] revealing that the large scattering rates associated with these signals are incompatible with originating solely from neutralino DM in the CMSSM. The same holds for the DAMA/LIBRA [115] signal.

Upper limits from the Xenon100 [40] experiment presently do not constrain the CMSSM parameters beyond the LEO, LHC (5 fb^{-1}) data and the relic density of CDM alone. Concerning future prospects [119] for direct detection, we find that stronger constraints on the spin-independent scattering cross-section σ_{SI} per nucleon that would result from an increased runtime (as planned with XENON100Goal) and a non-observation do not have a large impact, either. Increasing the target mass (XENON1T) and a non-observation, on the other hand, would enlarge the allowed 68% CL region in both the $(M_0, M_{1/2})$ and the $(A_0, \tan\beta)$ plane (see figure 15) and move the best fit point to somewhat higher scales. At 95% CL, the contours comprise only slightly larger regions — with the largest change

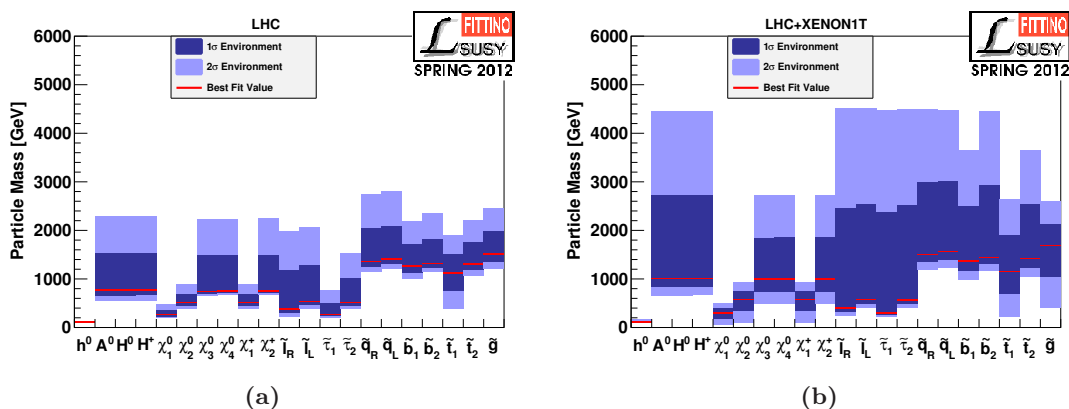


Figure 16. Predicted distribution of sparticle and Higgs boson masses from (a) the LHC and (b) the LHC+XENON1T fit. The full uncertainty band gives the 1-dimensional 2σ uncertainty of each mass defined by the region $\Delta\chi^2 < 4$ after profiling over all hidden dimensions. Note the different scales on the ordinate (mass) axis compared to figure 9.

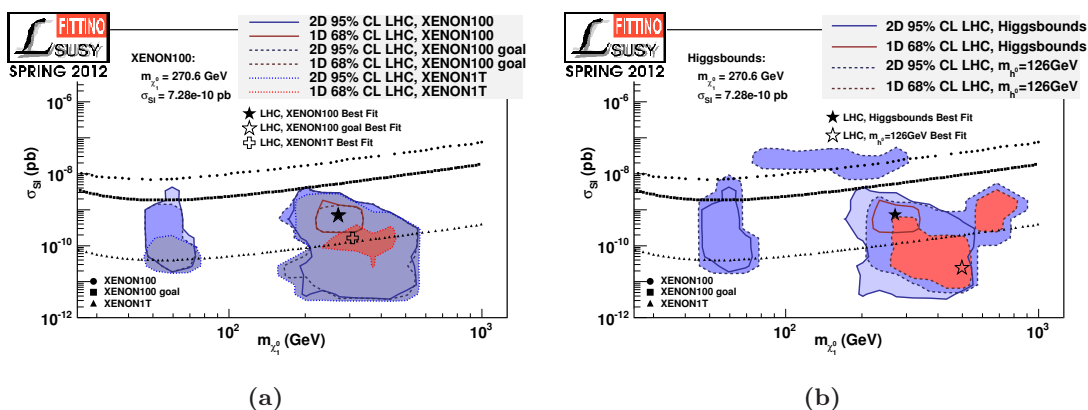


Figure 17. Current and future limits from the Xenon experiment, when (a) using HiggsBounds or (b) assuming a Higgs boson mass of $m_h = [126 \pm 2 \pm 3]$ GeV. In (a), the minima for the first two fits are identical. See the text for further comments.

visible in the focus point region at $M_0 \gtrsim 4.5$ TeV. The overall fit quality, however, becomes considerably worse in this case and the minimal χ^2/ndf increases from 13.1/9 to 15.0/9, as already stated in table 4. In fact, figure 16 shows that implementing the projected XENON1T limits has the effect of considerably raising the best-fit mass of essentially all particles with respect to the current baseline expectation, in particular for the heavy Higgs bosons and squarks.

We also considered the combined impact of direct detection limits and a Higgs boson mass of $m_h \approx 126$ GeV. In figure 17a, we only use limits from HiggsBounds to constrain the Higgs boson mass: in an overlay plot, we show how constraints from direct detection

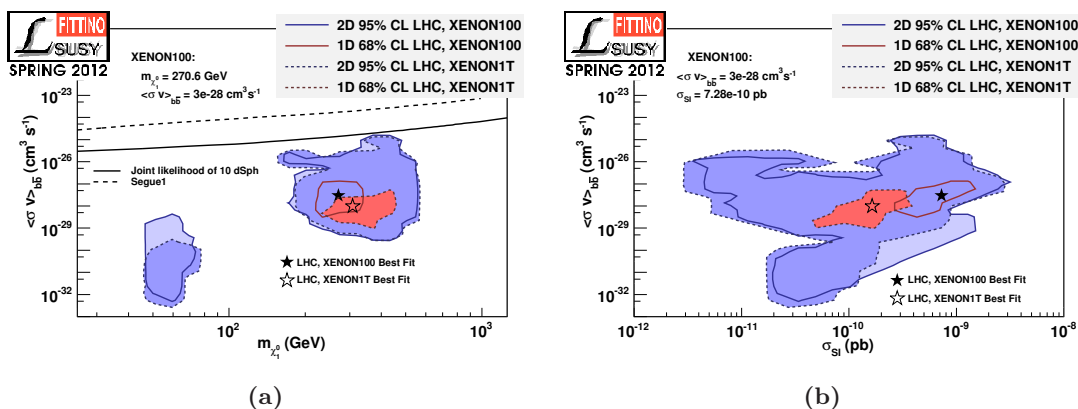


Figure 18. 1σ and 2σ contours in the $\langle\sigma v\rangle_{\chi\chi\rightarrow\bar{b}b}$ vs. $m_{\tilde{\chi}_1}$ plane (a), relevant for *indirect* dark matter detection, slightly change when applying current and projected limits from *direct* searches for dark matter. Also shown are the gamma-ray limits which we adopted here [150] (dashed horizontal line) as well as the currently most stringent limits [151] (solid horizontal line) that will be used in an update of this study. In (b) the annihilation cross-section vs. the spin-independent scattering cross-section is shown in order to demonstrate the complementarity [152] of direct and indirect dark matter searches.

experiments will hardly improve with increased runtime (XENON100Goal) but would do so with an increased target mass (XENON1T) — however at the cost of an increased χ^2_{\min} , see the comment above. Note that our XENON1T allowed region extends into the regions nominally excluded by the experiment. The reason for this is that we adopted the rather conservative choice of assigning a theoretical uncertainty of 50% to the calculation of the spin-independent scattering cross-section per nucleon σ_{SI} , see section 3.2.2. Restricting the Higgs boson mass to $m_h = [126 \pm 2 \pm 3]$ GeV instead, we see in figure 17b that the preferred neutralino mass moves from 270 GeV to 497 GeV; this trend to higher masses is of course expected because a large Higgs boson mass generally requires rather high values for the SUSY breaking scale (at least in the minimal SUSY version considered here). Concerning future prospects for direct detection, we can see that a large Higgs boson mass worsens the situation as it pushes the best-fit σ_{SI} to lower values.

We find that our *indirect detection* upper limits from dwarf spheroidal galaxies, using gamma-ray observations by the Fermi satellite, are still too weak to give a noticeable $\Delta\chi^2$ -contribution for neutralino DM in the CMSSM. This is not a great surprise as the limits barely touch the annihilation cross-section of $\sim 3 \times 10^{-26} \text{cm}^3/\text{s}$, which is naively expected for thermally produced DM. Concretely, we used the photon flux upper limits from ref. [150], for $E_\gamma > 100 \text{MeV}$, on neutralino pair annihilation into $\bar{b}b$ final states — which very often gives the dominant contribution to the total flux (mostly from photons with $E_\gamma \ll m_\chi$). An improved treatment would also take into account the photons from other final states. However we caution that this is not straightforward to implement in those regions of the parameter space where the photon spectra are very model-dependent [153]. Further improvement is possible by using updated limits from a combined

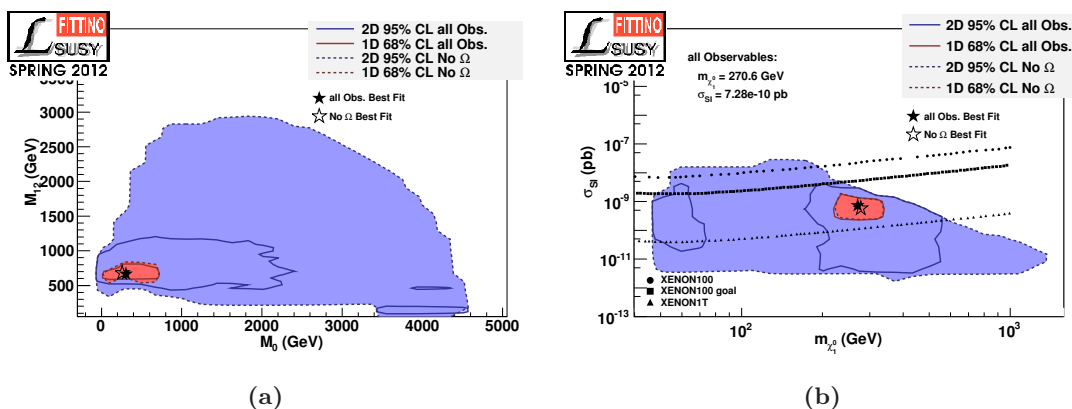


Figure 19. Solid lines show the standard LHC fit, dashed lines the impact of the relic density constraint on (a) the $(M_0, M_{1/2})$ plane and (b) σ_{SI} vs. $m_{\tilde{\chi}_1^0}$. In (b) also the current (Xenon100) as well as near (XENON100Goal) and far (XENON1T) future reaches of direct detection experiments are shown (from top to bottom).

(‘stacked’) analysis of *all* dwarf spheroidal galaxy data taken by Fermi [151]. We thus expect that a more accurate treatment of the combined gamma-ray limits in *AstroFit*, which is planned for future fits, would actually impact the CMSSM parameter space (as also found in e.g. ref. [154]). This expectation is reflected in figure 18a, where we show $\langle\sigma v\rangle_{\chi\chi\rightarrow\bar{b}b}$ vs. $m_{\tilde{\chi}_1^0}$: While the limits that we have implemented indeed do not touch the 2σ regions, the improved limits from the joined dwarf spheroidal galaxy analysis [151] do. Those limits were not available in *AstroFit* when the scans were set up. Let us also stress that we plot here only the annihilation cross-section into $\bar{b}b$ final states. Future prospects for indirect dark matter detection are thus actually much better than what is naively inferred from this figure — especially when explicitly taking into account gamma-ray spectral features in the analysis rather than only counting the number of photons [155].

In figure 18b, we plot the neutralino annihilation cross-section against the spin-independent scattering cross-section, demonstrating that indirect and direct dark matter searches indeed probe the parameter space from an orthogonal direction [152] and are highly complementary even for very constrained scenarios like the CMSSM. In particular, improving current gamma-ray limits by about one order of magnitude (as might be rather straightforward with future air \hat{C} erenkov telescopes [152]) would allow to probe models that are completely out of reach even for XENON1T. Models in the upper right corner of figure 18b, on the other hand, would in principle allow for a future *simultaneous* detection of dark matter with both direct and indirect methods which evidently would make any claim for a corresponding signal much more convincing. We checked that adding the Higgs-mass constraint $m_h = [126 \pm 2 \pm 3]$ GeV does not have a major impact on the 2σ region in this plane. The 1σ region, on the other, hand blows up considerably. The best fit point moves to $\sigma_{SI} \sim 10^{-11}$ pb and $\langle\sigma v\rangle_{\bar{b}b} \sim 10^{-29}$ cm³s⁻¹. This again just reflects the overall worse quality of the fit.

The relic density of cold dark matter remains a strong constraint on the fit. Indeed, it is well known that only relatively small regions in the full parameter space of the CMSSM can account for thermally produced neutralino dark matter with the correct relic density: (i) the bulk region at low values of M_0 and $M_{1/2}$, which is now essentially excluded by collider data, (ii) the funnel region at intermediate values of M_0 and $M_{1/2}$ with $m_A \simeq 2m_\chi$ so that annihilation via the pseudo-scalar Higgs boson becomes resonant, (iii) the focus point region at $M_0 \gg M_{1/2}$ where the lightest neutralino has a sizable Higgsino component and (iv) the stau co-annihilation region at large $M_{1/2}$ but small M_0 with $m_\chi \simeq m_{\tilde{\tau}}$. Moreover, for $A_0 \gg 0$ there is the stop co-annihilation region at somewhat larger values of M_0 and correspondingly very large values of $M_{1/2}$. The impact of the relic density constraint can best be demonstrated in the $(M_0, M_{1/2})$ plane, as shown in figure 19a. Note that for fixed values of A_0 and $\tan\beta$ the allowed regions would only appear as thin strips in this plane. While we find that the relic density calculated by `DarkSUSY` [91, 92] and `micrOMEGAs` [87] can differ up to a factor two for some parameter combinations, this does not have a significant impact on our best fit regions and 2D contour plots. The most striking difference appears in figure 19a where the co-annihilation region does not extend all the way out to $M_0 \sim 2.2$ TeV but only to $M_0 \sim 1.8$ TeV when using `DarkSUSY` instead of `micrOMEGAs`. Figure 19b shows that the relic density together with the particle physics input favors neutralino masses in the range between 200 GeV and 500 GeV. At 95% CL an additional range between 50 and 70 GeV is allowed. This corresponds to a resonance in the focus point region, see below. However, the expected spin-independent scattering cross-section is hardly affected by the relic density constraint.

Note that the 2σ region with $m_{\chi_1^0} \sim 50\text{--}70$ GeV that appears in several of the 2D plots discussed above does not show up in the mass distribution plots (figure 16) because it is not contained in the 1-dimensional 2σ environment. These neutralinos lie in the focus point region appearing in figure 19a at very low values of $M_{1/2}$ and $M_0 \sim 4$ TeV. They have a Higgsino fraction of roughly 1%. Their relic density is almost exclusively set through s -channel annihilation via the light scalar Higgs h .

Moving along the focus point ‘strip’ to larger masses, the Higgsino fraction increases and at $M_{1/2} \gtrsim 2.5$ TeV the neutralino becomes an essentially pure Higgsino that acquires the correct relic density for $m_{\chi_1^0} \sim 1.1$ TeV. In our fit, however, models with such large neutralino masses do not appear because the sampling algorithm runs out of statistics at these very large values of $M_0 > 4.5$ TeV due to the excessive inter-parameter fine-tuning (discussed in section 4.6) for such high M_0 .⁸ For the same reason, we do not sample the tail of the co-annihilation strip which in principle admits TeV-scale neutralinos co-annihilating with almost degenerate staus. We mention that the very small region at $M_0 \sim 4$ TeV and slightly higher values of $M_{1/2}$ also belongs to the focus point region. Albeit in this case it contains models where the lightest neutralino has a sizable Higgsino fraction of $\mathcal{O}(10\%)$ and a mass around ~ 200 GeV. The relic density is thus mostly set through (non-resonant) annihilation into $SU(2)$ gauge bosons, which is helped by the presence of

⁸See, however, ref. [156] for a detailed discussion of the focus point region arguing that, even for very large values of M_0 , the actual fine-tuning is small if expressed in *physical* parameters.

relatively light charginos and neutralinos, though not light enough that co-annihilations would be important.

4.5 Fine-tuning

A major motivation for supersymmetry at or near the electroweak scale is to solve the hierarchy problem [157, 158]. This is a fine-tuning problem in the Higgs sector of the theory, where the low-energy observable Higgs boson mass depends sensitively on the input parameters at a postulated new scale of physics, such as the unification scale M_{GUT} , or the Planck scale. This fine-tuning is removed and the hierarchy problem solved for unbroken supersymmetry. A solution is retained after supersymmetry breaking, if the supersymmetry masses are not too heavy. How heavy depends on how much fine-tuning is perceived to be acceptable. This is the origin of the expectation, that the supersymmetric masses should be $M_{\text{SUSY}} < \mathcal{O}(10 \text{ TeV})$, or even less.

Beyond the Higgs boson mass, also other low-energy parameters can be fine-tuned, such as the electroweak breaking scale, represented by the Z^0 boson mass, m_Z . The fine-tuning can be quantified by various measures. A popular one was introduced in [83]. It is based on the logarithmic derivatives of any given observables with respect to the parameters considered. For m_Z considered as a function of variables a_i the relevant numbers are

$$c(a_i) \equiv \left| \frac{a_i}{m_Z^2} \frac{\partial m_Z^2(a_i)}{\partial a_i} \right|. \tag{4.1}$$

The overall fine-tuning at a given parameter point is then given by

$$\Delta \equiv \max_i [c(a_i)]. \tag{4.2}$$

It has since been widely used to quantify the fine-tuning in the (C)MSSM both before [159–164] and more recently also including LHC data [165–167].

For the CMSSM, `SOFTSUSY` [86] can be configured to calculate all of the derivatives in eq. (4.1). The set of parameters $\{a_i\}$ consists of M_0 , $M_{1/2}$, A_0 , m_3 , μ , and h_t .⁹ Points with larger values for Δ are more fine-tuned and are in general regarded as less natural. A fit has been performed to assess the fine-tuning, using the same observables and LHC limit as for the LHC fit before, but with `SoftSUSY` as spectrum calculator instead of `SPheno`.

As we have seen, the LHC exclusion leads to an overall decrease of the fit quality. Despite having a more constrained system, this worse fit can lead to more points in the 2σ allowed range around the best-fit point. In particular, for a fixed value in the M_0 - $M_{1/2}$ plane a larger range of A_0 and $\tan\beta$ values can be allowed. In figure 20 we plot the lowest values of Δ in the M_0 - $M_{1/2}$ plane, where the parameters A_0 and $\tan\beta$ have been profiled. In figure 20a, Δ is shown for the pre-LHC fit. The lowest amounts of fine-tuning (≥ 39.7) are observed for low values of M_0 and $M_{1/2}$, while in particular for high values of $M_{1/2}$ the Δ -parameter reaches larger values, over 300.¹⁰

⁹`SOFTSUSY` also allows the computation of the derivatives with respect to the non-CMSSM parameters m_3 , the soft breaking gluino mass, and h_t , the top Yukawa coupling.

¹⁰We also considered the fine-tuning as a function of M_0 and $M_{1/2}$ for the *best-fitting* values of A_0 and $\tan\beta$ in each bin. The results are indistinguishable from figure 20a.

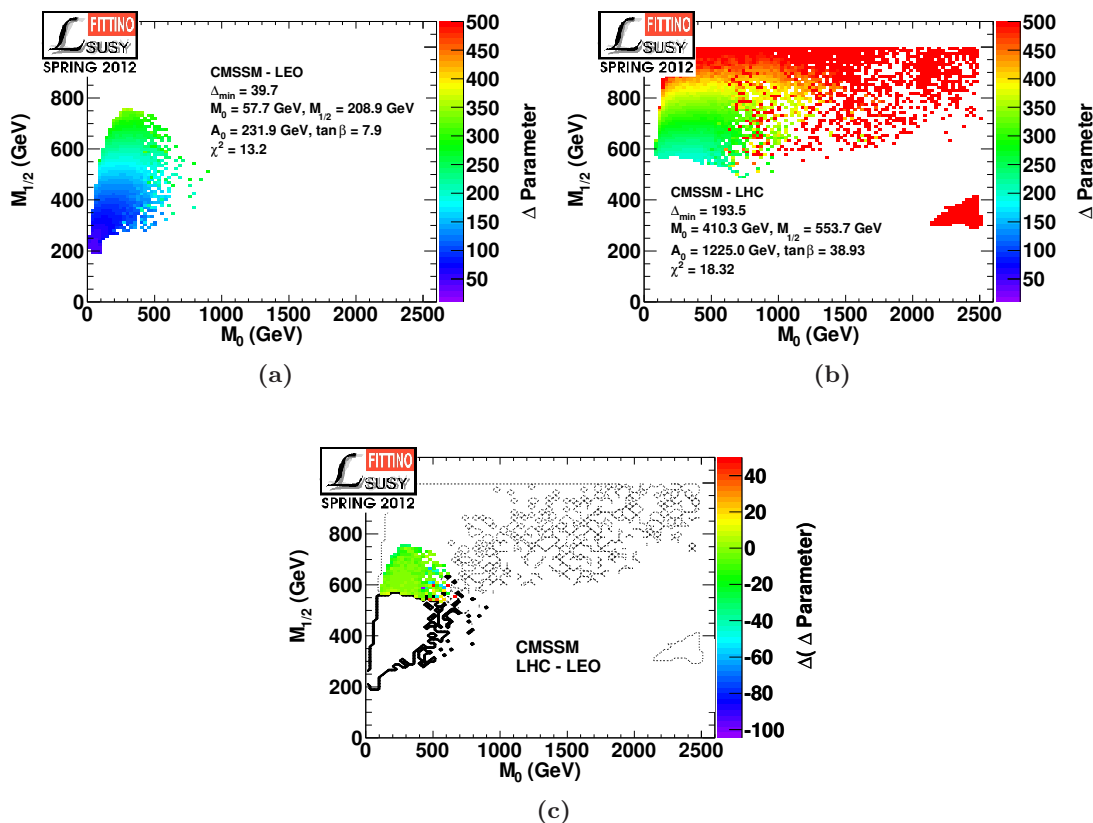


Figure 20. The minimal amount of fine-tuning as a function of M_0 and $M_{1/2}$, where A_0 and $\tan\beta$ are profiled, for (a) the pre-LHC fit and (b) the LHC fit. (c) shows the difference, (b)–(a), between both fits, which is mostly close to vanishing in the overlap of the 95%-CL regions. The last bin on the z-axis in (a), (b), and (c) contains all points with $\Delta > 500$. The smallest values for the Δ parameter are 39.7 (193.5) for the pre-LHC (LHC) fit.

Figure 20b shows the fine-tuning taking into account the LHC exclusion with a dataset of 5 fb^{-1} . This fit introduces points with a significantly larger fine-tuning ($\Delta > 500$) compared to the pre-LHC fit and the point of lowest fine-tuning ($\Delta = 193.5$), is significantly more fine-tuned than in the pre-LHC fit. This is because the fit pushes one to higher values of M_0 , $M_{1/2}$. Again overall in the LHC fit, low values of M_0 and $M_{1/2}$ allow for a lower fine-tuning, while for larger values for both parameters, in particular in the focus point region, a higher fine-tuning is observed (see also discussion in section 4.4).

Figure 20c shows the difference, (b)–(a), between the two fits in the region that is included in the 2σ -contours of both the pre-LHC as well as the LHC fit. The solid/dashed lines indicate the part of the parameter space which is not excluded at the 95%-CL in the pre-LHC/LHC fit, but which is excluded at the 95%-CL in the LHC/pre-LHC fit. In the $(M_0, M_{1/2})$ plane, only a few points with a significant change in the fine-tuning show up, while for the majority of points which are not excluded in both fits, the fine-tuning is comparable.

We find slightly larger minimal values of Δ compared to other studies, for instance [165]. However, the values we find are not dramatically larger and our fits are constrained by a larger set of observables, such that deviations are expected. While we find that with earlier LHC limits ($\mathcal{L}_{\text{int}} \sim 1\text{fb}^{-1}$), using the criteria of [165], points with an acceptable amount of fine-tuning ($\Delta < 100$) remain in reasonable agreement with all precision measurements, the minimal value of Δ is pushed above this threshold by the up to date LHC results.

4.6 Correlation of fundamental parameters

The fine tuning measure Δ described in the previous section has many merits from a theoretical point of view. However, from an experimental point of view, there is one major shortcoming: The absolute change of an arbitrarily selected observable such as m_Z is experimentally of limited interest. The experimentally more meaningful quantity is the change of the observable relative to its uncertainty. Furthermore, experimentally we are interested in all observables chosen to calculate the χ^2 , not only in one particular quantity of special theoretical interest.

Therefore, we propose a different view on looking at the naturalness of a model in the light of all observables and all uncertainties, inspired by the fine tuning. There, if one prediction for an observable depends strongly on varying one parameter, the agreement of all measurements with the predictions must be restored by varying other parameters in a correlated way. Therefore, we examine the *correlation* of the fundamental parameters in the fit as an additional information about how highly the parameters have to be tuned with respect to each other, measured in the form of the quantity ϱ_{max} defined below, in order to fulfill the same level of agreement with all data in the fit. Thus, all observables in the fit contribute with their current experimental precision to ϱ_{max} .

A priori, the fundamental parameters of the tested models are independent. If however, starting from a point in parameter space with a quality of fit χ^2 , if one parameter is varied, the experimental bounds may force a correlated change in one of the other parameters, in order to maintain an equally good fit. A first order measure for the dependence is Pearson's product-moment correlation coefficient. For each pair of parameters, $P_i, P_j \in \{M_0, M_{1/2}, A_0, \tan\beta\}$, it is defined by

$$\varrho_{ij} \equiv \left\langle \frac{(P_i - \langle P_i \rangle) \cdot (P_j - \langle P_j \rangle)}{\sigma_{P_i} \sigma_{P_j}} \right\rangle. \tag{4.3}$$

$\langle P_i \rangle$ is the average value for the parameter P_i and σ_{P_i} the standard deviation of the Parameter P_i . Therefore $|\varrho_{ij}| \leq 1$.

The set of values of the parameters $\{P_i\}$ used for the computation of the average and standard deviation at a fixed point \mathbf{P} in the parameter space is defined by the value of χ^2 at this point, $\chi_{\mathbf{P}}^2$. We consider all points in the MCMC scan with a quality of fit in the range $[\chi_{\mathbf{P}}^2, \chi_{\mathbf{P}}^2 + \Delta\chi^2]$, where $\Delta\chi^2 = 0.001$. These are very thin slices. All points included twice or more often in the MCMC scan are taken into account only once. If less than 6 points exist within the $\Delta\chi^2 < 0.001$ boundary the tested point is assigned no value and excluded from the further analysis.

For each point in the 95%-CL region, we now compute the quantity

$$\varrho_{\max} = \max_{ij} (|\varrho_{ij}|), \tag{4.4}$$

considering all 6 combinations of (P_i, P_j) . For a fixed value of M_0 and $M_{1/2}$, and with A_0 , $\tan\beta$ profiled, we then compute the minimum of ϱ_{\max} , $[\varrho_{\max}]_{\min}$, over the 95%-CL region. Large values of $[\varrho_{\max}]_{\min}$ mean the fit is highly correlated.

A model highly constrained by the observables with their given precision will naturally yield $\varrho_{\max} \approx 1$ near the point with the exact χ^2 minimum. Depending on the model, observables and precision, it may however show high (e.g. near 1) or low values of $[\varrho_{\max}]_{\min}$ over the full allowed χ^2 range, depending on how much the parameters need to be fine-tuned with respect to each other in order to achieve a given agreement between the model predictions and all data, taking the experimental and theoretical precision fully into account.

$[\varrho_{\max}]_{\min}$ can describe features of the analyzed parameter space at very different scales. For low values of χ^2 its value is dominantly built from the small scale structure of the parameter space. For larger values of χ^2 , all parameters vary over a larger range and thus the included parameter space grows significantly and correlations on a more global scale are reflected.

In order to have a baseline comparison, we have first implemented this procedure *without* the experimental constraints considered throughout this paper. Instead we have explored the correlation where only a minimum set of requirements has been used to constrain the parameter space: we require (a) the lightest neutralino to be the LSP, (b) consistent radiative electroweak symmetry breaking and (c) the absence of tachyons. In order to have a meaningful comparison, the correlation between two parameters is not calculated over an infinite parameter range, but instead in a rectangular subset of the parameter space, the boundaries of which are defined by the maximum and minimum values of each of the four parameters as found in the 95%-CL region of the LHC fit of the same model. After performing this procedure we find the maximum correlation between parameters with these minimal constraints is found to be smaller than 0.2. This is what the following results should be compared against.

The results of this study including the pre-LHC and LHC constraints are summarized in figure 21. In figure 21a we show $[\varrho_{\max}]_{\min}$ in the M_0 - $M_{1/2}$ plane, when including only the pre-LHC constraints. A_0 and $\tan\beta$ are profiled. We see that due to the now restricted parameter space the correlations are all above 0.75, and well above the 0.2 considered above. Moreover the correlation increases when increasing $M_{1/2}$ and in particular when increasing M_0 .

In figure 21b the LHC limits are now also taken into account. The colored region is significantly extended because the quality of the fit has gone down and the 2σ region is larger. At the same time, because A_0 and $\tan\beta$ can extend over wider ranges, the correlation is markedly decreased compared to figure 21a. It is however still everywhere above the baseline value of 0.2.

In figure 22, we consider slightly modified scenarios, with one additional fit parameter. In all cases we have fixed the lightest Higgs mass to $m_h = 126$ GeV. In figure 22a [figure 22b] we show the minimal correlation for a fixed (free) top mass, m_t . Due to the fixed Higgs

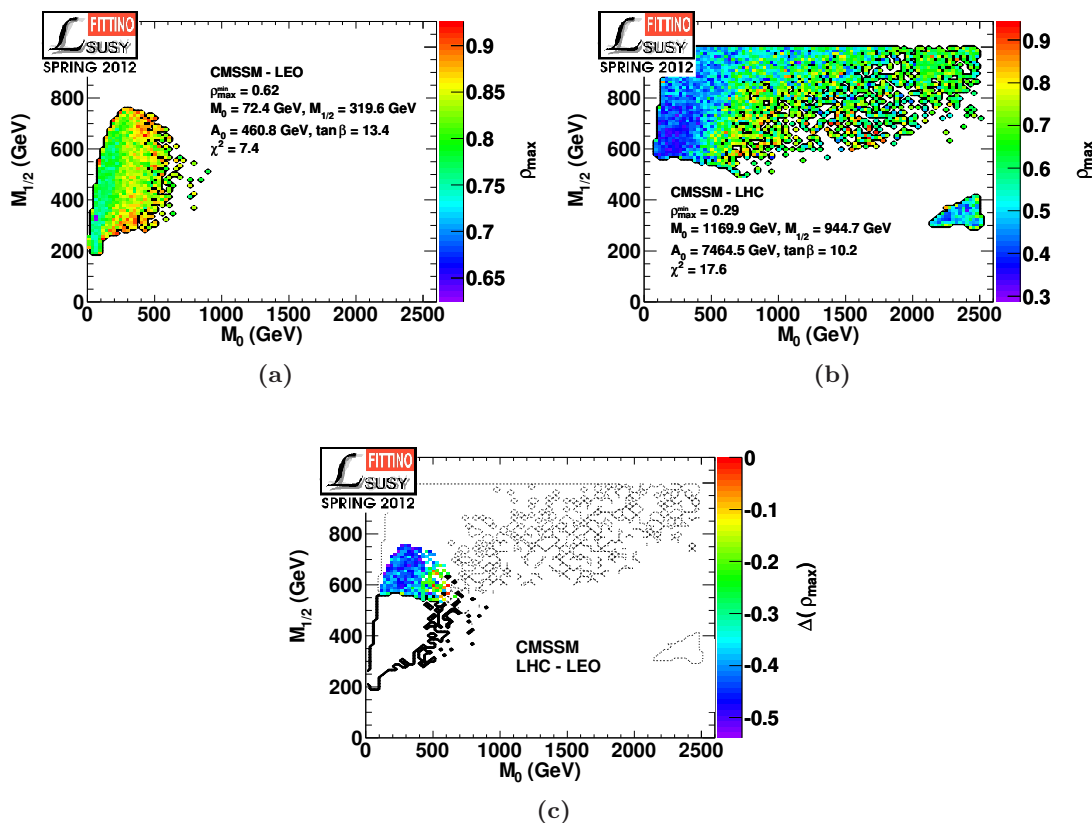


Figure 21. Minimum value of ϱ_{\max} as a function of M_0 and $M_{1/2}$, where A_0 and $\tan\beta$ are profiled. (a) shows the minimum correlation in the 95%-CL region of the pre-LHC fit, (b) shows the minimum correlation in the 95%-CL region of the LHC fit, (c) shows the difference of both distributions. For nearly all values of M_0 and $M_{1/2}$, the pre-LHC fit shows a larger minimum correlation. The smallest values of ϱ_{\max} are 0.62 (0.29) for the pre-LHC (LHC) fit.

mass the quality of the fit degrades significantly. The 2σ region is thus now extends to very high values of M_0 . For the free top mass the correlations are slightly higher than for the fixed case. In figure 22c we show the correlations in the case of the previously described model NUHM1. The minimum value of the correlation for this fit is 0.45. In all cases shown in figure 22, A_0 and $\tan\beta$, as well as m_t and M_h where applicable, are profiled.

As discussed above, ϱ_{\max} may vary significantly for similar values of M_0 and $M_{1/2}$, if additional points with worse agreement between model predictions and measurements are reintroduced by adding another observable. This was so far taken into account by letting χ^2 vary over the full accessible range, and then computing $[\varrho_{\max}]_{\min}$. It is also interesting to simply consider the best-fit value of χ^2 for fixed values of $M_0, M_{1/2}$. For the fits of the CMSSM model with $m_h = 126$ GeV, this is shown in figure 23. Figures 23a/23b show ϱ_{\max} in the M_0 - $M_{1/2}$ plane at the point with the lowest χ^2 per bin for the m_t =fixed/ m_t =

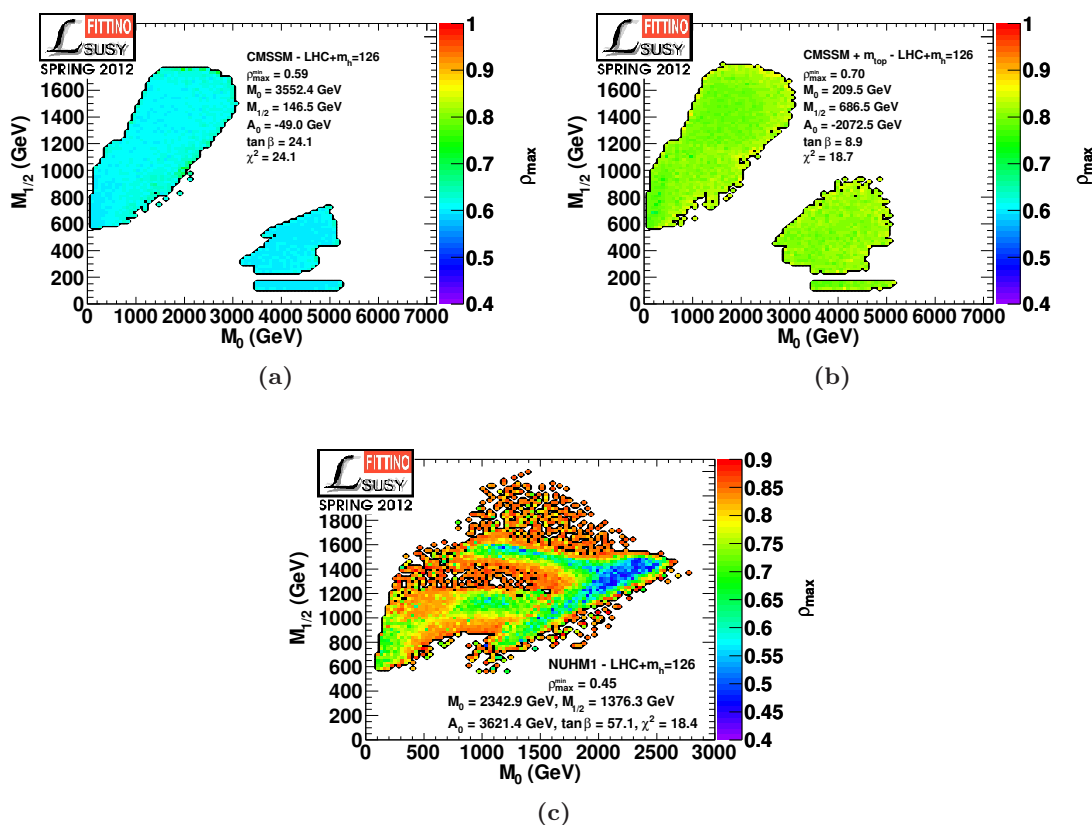


Figure 22. Minimum value of ϱ_{\max} as a function of M_0 and $M_{1/2}$, where A_0 and $\tan\beta$ are profiled. (a) and (b) show the minimum correlation for a fit of the CMSSM model with a fixed (free) m_t . For all points, the minimum correlation increases for a free m_t . The minimum value for $[\varrho_{\max}]_{\min}$ is 0.59 (0.70) for the fit with fixed (free) m_t . In addition, (c) shows the ϱ_{\max} as a function of M_0 and $M_{1/2}$ for a fit of the NUHM1 model, where A_0 , $\tan\beta$ and m_{H^0} are profiled. The minimum value of ϱ_{\max} for this fit is 0.45. All fits use $m_h = 126$ GeV.

free fit. Figure 23c shows the difference between the two fits. A negative(positive) entry indicates that with m_t =free(m_t =fixed) a lower correlation between the parameters is found. In particular close to the minimum, $m_t = \text{free}$ allows for a lower correlation, while in other regions the maximum correlation between the varied parameters increases if the top mass is free. White areas indicate that at the corresponding point with the lowest χ^2 there were less than 6 points within $\Delta\chi^2 < 0.001$ such that no meaningful correlation could be calculated.

4.7 Including Q as a nuisance parameter

When fitting constrained models such as the CMSSM, the SUSY parameters are fitted at the GUT scale. The predictions for the observables are calculated from the MSSM Lagrangian calculated at a scale of $Q = 1$ TeV where we fixed the scale according to the SPA conventions [168]. Theoretical uncertainties on the predictions are included in the calculation of the χ^2 , as noted in section 3. However, this does not included the parametric

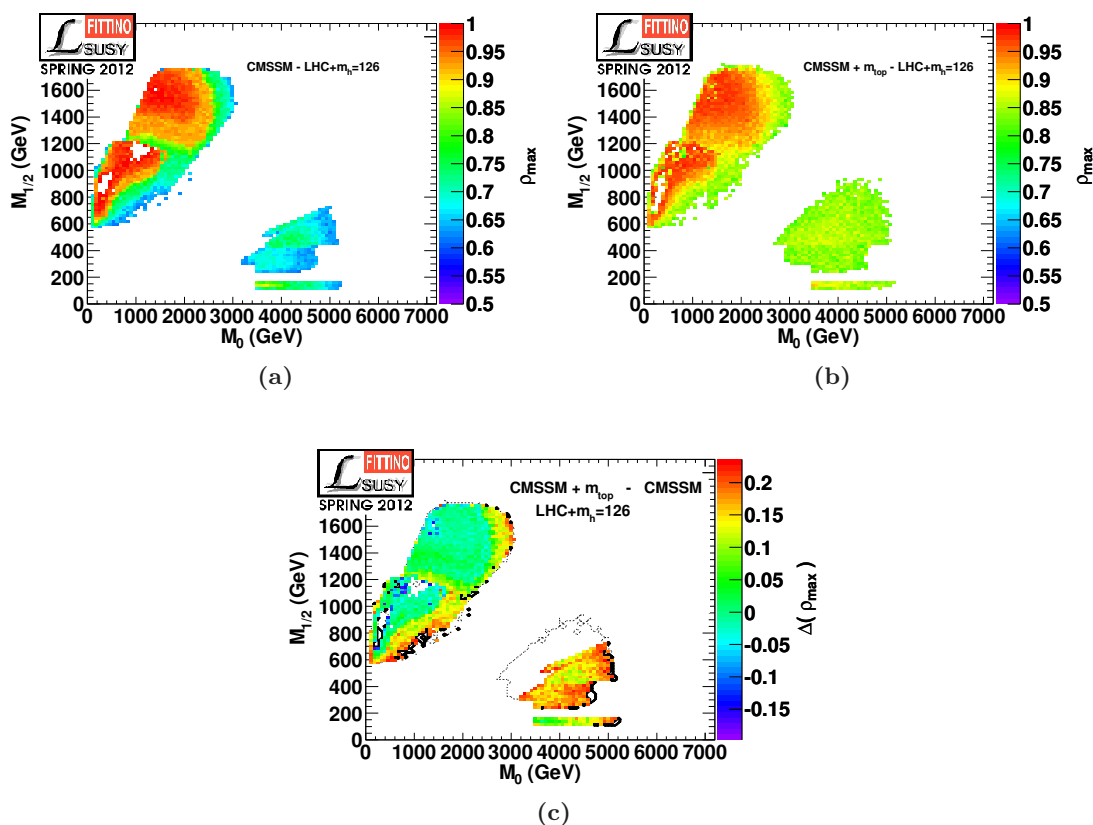


Figure 23. The value of ϱ_{\max} as a function of M_0 and $M_{1/2}$ at the point with the lowest χ^2 , where A_0 and $\tan\beta$ are profiled. (a) shows the minimum value for a fit of the CMSSM model where m_t is fixed, (b) shows the minimum value for a fit of the CMSSM model where m_t is free. (c) shows the difference of the two distributions. Near the best-fit point, the minimum of ϱ_{\max} is increased if m_t is fixed, while at the boundaries of the 95%-CL region the minimum value is decreased. Both fits are constrained by $m_h = 126$ GeV.

uncertainties arising from the fact that the masses are calculated using two-loop RGEs and one-loop (two-loop) threshold corrections for the sparticle (Higgs) masses. It is generally assumed in previous work in the literature (see e.g. [68]), that these uncertainties are negligible or at least sub-dominant for the observables described in section 3.

However, there is a straight-forward possibility to include these previously neglected uncertainties: The scale Q , where the spectrum is calculated, can be included as a nuisance parameter into the fit. It is allowed to float within $\frac{1}{2}\sqrt{m_{\tilde{t}_1}m_{\tilde{t}_2}} < Q < 2\sqrt{m_{\tilde{t}_1}m_{\tilde{t}_2}}$. Then, the parameter uncertainties on the physical parameters of the model can be obtained by profiling over the hidden dimensions including Q . As shown in figure 24 for a fit including LHC exclusion, HiggsBounds limits and the full AstroFit limits, this has a sizable effect on the upper limit of the available parameter space, which is dominantly determined by $(g-2)_\mu$ and Ω_{DM} . The reason for this large increase is the flatness of the χ^2 distribution which implies that already a small change $\Delta\chi^2$ can lead to the observed changes for the

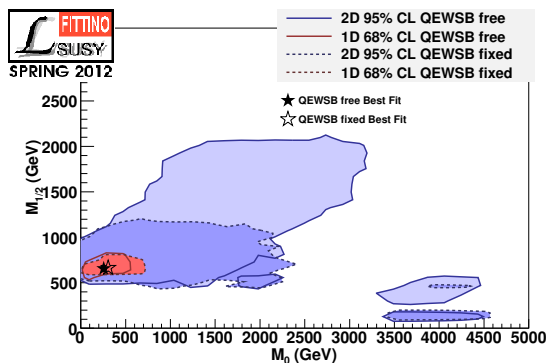


Figure 24. Fits including LHC exclusions, with and without Q as a nuisance parameter. Details about the best fit point are given in table 4. Results are shown in the $(M_0, M_{1/2})$ plain. The upper limit on the SUSY parameter scale is strongly lifted upwards once the RGE uncertainty is explicitly included in the fit by floating the scale Q .

allowed regions. However, the best regions hardly changes. This result suggests that in future fits, the RGE uncertainty should be included as well.

We note for completeness that for very large values of M_0 and/or $M_{1/2}$ one obtains $1 \text{ TeV} < \frac{1}{2}\sqrt{m_{\tilde{t}_1} m_{\tilde{t}_2}}$. However, in these regions the theoretical uncertainties for the mass calculations in codes like `SPheno` or `SoftSUSY` is most likely larger than the scale variations suggests because here one should use a multi-scale approach as discussed in [169–171] in contrast to the single scale approach of the current implementations [84–86].

5 Conclusions

We have presented a global fit of the constrained MSSM and a non-universal Higgs mass model (NUHM1) to low-energy precision measurements, dark matter observables and, in particular, current LHC exclusion limits from direct SUSY searches in the zero-lepton plus jets and missing transverse energy channel. A restricted model with universal soft SUSY breaking parameters at the unification scale like the CMSSM does not provide a good description of all observables. The best fit predicts typical sparticle masses in the TeV-range, albeit with large errors. We find that the description of the low-energy observables, $(g - 2)_\mu$ in particular, and the non-observation of SUSY at the LHC become increasingly incompatible within the CMSSM. Note that the LHC exclusion in the zero-lepton, jets plus E_T^{miss} channel mainly constrain the squark and gluino masses, while $(g - 2)_\mu$ and other low-energy observables are sensitive to the color-neutral sparticles. Supersymmetric models with common scalar and gaugino masses like the CMSSM connect these two sectors and thus lead to an increasing tension between $(g - 2)_\mu$ and the LHC search results, which would not necessarily be present in more general SUSY scenarios.

In general, there is an intricate interplay between the different contributions to the global fit, and an accurate estimate of the LHC exclusions also in parameter regions away from the published 95% CL contours is mandatory. We have thus employed an elaborate simulation of recent LHC search analyses based on state-of-the-art Monte-Carlo tools and

a public detector simulation. We note that it appears challenging to provide a fast and accurate implementation of LHC results in a global fit for more general SUSY models with a larger number of parameters.

A very strong constraint on SUSY can be expected from a measurement of the light Higgs boson mass. Within the global CMSSM fit the light Higgs scalar is Standard-Model-like, with a preferred mass around $m_h \approx 117 \text{ GeV}$. We have studied the impact of a potential Higgs observation on the global fit and find that a light Higgs boson with mass $m_h \gtrsim 125 \text{ GeV}$ is hardly compatible with the other data within the CMSSM. The large sparticle mass scales needed to accommodate Higgs bosons with $m_h \gtrsim 125 \text{ GeV}$ drive the fit into a region which is incompatible with $(g-2)_\mu$ and B -physics observables. This tension is reduced in models like the NUHM1 where the Higgs sector is decoupled from the squark and slepton sector. Still, even in the NUHM1, the interplay of $\mathcal{B}(B_s \rightarrow \mu\mu)$ and the lightest Higgs boson mass provides strong constraints. We have argued that important further constraints on SUSY models can be expected from improved limits on $\mathcal{B}(B_s \rightarrow \mu\mu)$ and, in particular, a measurement of the Higgs branching fractions or ratios of branching fractions. For the NUHM1, the search for pseudoscalar Higgs bosons in the channel $A^0 \rightarrow \tau\tau$ will be another interesting input.

We have discussed in detail the implications of the CMSSM fit for direct and indirect dark matter searches. While direct dark matter detection claims from CoGeNT or DAMA/LIBRA cannot be accommodated within the CMSSM, the current upper direct detection limits provided by XENON do not restrict the CMSSM parameter space beyond the constraints from low-energy observables, LHC limits and the dark matter relic density. Projections of the direct dark matter detection limits based on a non-observation by XENON1T, on the other hand, would provide a further important probe of the available SUSY parameter space. The current indirect detection upper limits as implemented in **AstroFit** are still too weak to have an impact on the CMSSM fit. However, a more comprehensive future treatment of indirect detection limits may have the potential to probe the SUSY parameter space in regions which are complementary to direct detection constraints.

In addition, we have studied the fine-tuning within the SUSY models in two different ways. For the fine-tuning parameter Δ , measuring the relative dependence of m_Z on all parameters, we find a strong increase between the fit without and with LHC direct search limits. For the CMSSM, a minimal value of $\Delta = 193.5$ is found for the LHC fit, which is generally regarded as unattractive. In addition, we introduce a new concept in the form of the relative precision at which the parameters need to be fine-tuned with respect to each other, in order to achieve the same overall agreement with all relevant observables relative to their uncertainties. Here, we find that within the 2σ uncertainty range the maximal correlations amongst parameters are still in the range of $\rho_{\max} \lesssim 0.6$, hinting at an acceptable level of correlations. However, the correlation naturally increases strongly at the very minimum of the fit.

To further explore the implications of the LHC searches for supersymmetry it is mandatory to include a larger set of LHC signatures, including those which directly probe the non-colored sparticles, and to consider global fits of less restricted SUSY models beyond the CMSSM. The challenge for such future global analyses will be to provide a fast and

accurate implementation of the LHC results, if possible for an accurate combination of different search channels, for more general SUSY models.

Acknowledgments

We thank Kevin Kröniger and Ben O’Leary for valuable discussions, and Wolfgang Ehrenfeld for invaluable computing support. We also thank the Helmholtz Alliance and DESY for providing Computing Infrastructure at the National Analysis Facility. This work has been supported in part by the Helmholtz Alliance “Physics at the Terascale”, the DFG SFB/TR9 “Computational Particle Physics”, the DFG SFB 676 “Particles, Strings and the Early Universe”, the European Community’s Marie-Curie Research Training Network under contract MRTN-CT-2006-035505 “Tools and Precision Calculations for Physics Discoveries at Colliders”, the DFG Emmy-Noether grant BR 3954/1-1, the DFG Emmy-Noether grant HE 5560/1-1 and the Helmholtz Young Investigator Grant VH-NG-303. MK thanks the CERN TH unit for hospitality. HD thanks SCIPP at UC Santa Cruz for hospitality during this work.

Open Access. This article is distributed under the terms of the Creative Commons Attribution License which permits any use, distribution and reproduction in any medium, provided the original author(s) and source are credited.

References

- [1] J. Wess and B. Zumino, *Supergauge transformations in four-dimensions*, *Nucl. Phys.* **B 70** (1974) 39 [[INSPIRE](#)].
- [2] P. Langacker and M.-X. Luo, *Implications of precision electroweak experiments for M_t , ρ_0 , $\sin^2 \theta_W$ and grand unification*, *Phys. Rev.* **D 44** (1991) 817 [[INSPIRE](#)].
- [3] U. Amaldi, W. de Boer and H. Furstenau, *Comparison of grand unified theories with electroweak and strong coupling constants measured at LEP*, *Phys. Lett.* **B 260** (1991) 447 [[INSPIRE](#)].
- [4] J.R. Ellis, S. Kelley and D.V. Nanopoulos, *Probing the desert using gauge coupling unification*, *Phys. Lett.* **B 260** (1991) 131 [[INSPIRE](#)].
- [5] WMAP collaboration, E. Komatsu et al., *Seven-year Wilkinson Microwave Anisotropy Probe (WMAP) observations: cosmological interpretation*, *Astrophys. J. Suppl.* **192** (2011) 18 [[arXiv:1001.4538](#)] [[INSPIRE](#)].
- [6] H. Goldberg, *Constraint on the photino mass from cosmology*, *Phys. Rev. Lett.* **50** (1983) 1419 [*Erratum ibid.* **103** (2009) 099905] [[INSPIRE](#)].
- [7] MUON G-2 collaboration, G. Bennett et al., *Final report of the muon E821 anomalous magnetic moment measurement at BNL*, *Phys. Rev.* **D 73** (2006) 072003 [[hep-ex/0602035](#)] [[INSPIRE](#)].
- [8] M. Davier et al., *Reevaluation of the hadronic contributions to the muon $g-2$ and to $\alpha(M_Z^2)$* , CERN-OPEN-2010-021, CERN, Geneva Switzerland (2010) [LAL-10-155] [*Eur. Phys. J.* **C 71** (2011) 1515] [*Erratum ibid.* **C 72** (2012) 1874] [[arXiv:1010.4180](#)] [[INSPIRE](#)].

- [9] ATLAS collaboration, G. Aad et al., *Search for supersymmetry using final states with one lepton, jets and missing transverse momentum with the ATLAS detector in $\sqrt{s} = 7$ TeV pp*, *Phys. Rev. Lett.* **106** (2011) 131802 [[arXiv:1102.2357](#)] [[INSPIRE](#)].
- [10] ATLAS collaboration, G. Aad et al., *Search for squarks and gluinos using final states with jets and missing transverse momentum with the ATLAS detector in $\sqrt{s} = 7$ TeV proton-proton collisions*, *Phys. Lett. B* **701** (2011) 186 [[arXiv:1102.5290](#)] [[INSPIRE](#)].
- [11] ATLAS collaboration, G. Aad et al., *Search for stable hadronising squarks and gluinos with the ATLAS experiment at the LHC*, *Phys. Lett. B* **701** (2011) 1 [[arXiv:1103.1984](#)] [[INSPIRE](#)].
- [12] ATLAS collaboration, G. Aad et al., *Search for supersymmetry in pp collisions at $\sqrt{s} = 7$ TeV in final states with missing transverse momentum and b-jets*, *Phys. Lett. B* **701** (2011) 398 [[arXiv:1103.4344](#)] [[INSPIRE](#)].
- [13] ATLAS collaboration, G. Aad et al., *Search for a heavy particle decaying into an electron and a muon with the ATLAS detector in $\sqrt{s} = 7$ TeV pp collisions at the LHC*, *Phys. Rev. Lett.* **106** (2011) 251801 [[arXiv:1103.5559](#)] [[INSPIRE](#)].
- [14] ATLAS collaboration, G. Aad et al., *Search for an excess of events with an identical flavour lepton pair and significant missing transverse momentum in $\sqrt{s} = 7$ TeV proton-proton collisions with the ATLAS detector*, *Eur. Phys. J. C* **71** (2011) 1647 [[arXiv:1103.6208](#)] [[INSPIRE](#)].
- [15] ATLAS collaboration, G. Aad et al., *Search for supersymmetric particles in events with lepton pairs and large missing transverse momentum in $\sqrt{s} = 7$ TeV proton-proton collisions with the ATLAS experiment*, *Eur. Phys. J. C* **71** (2011) 1682 [[arXiv:1103.6214](#)] [[INSPIRE](#)].
- [16] ATLAS collaboration, G. Aad et al., *Search for heavy long-lived charged particles with the ATLAS detector in pp collisions at $\sqrt{s} = 7$ TeV*, *Phys. Lett. B* **703** (2011) 428 [[arXiv:1106.4495](#)] [[INSPIRE](#)].
- [17] ATLAS collaboration, G. Aad et al., *Search for diphoton events with large missing transverse energy with 36 pb^{-1} of 7 TeV proton-proton collision data with the ATLAS detector*, *Eur. Phys. J. C* **71** (2011) 1744 [[arXiv:1107.0561](#)] [[INSPIRE](#)].
- [18] ATLAS collaboration, G. Aad et al., *Search for displaced vertices arising from decays of new heavy particles in 7 TeV pp collisions at ATLAS*, *Phys. Lett. B* **707** (2012) 478 [[arXiv:1109.2242](#)] [[INSPIRE](#)].
- [19] ATLAS collaboration, G. Aad et al., *Search for a heavy neutral particle decaying into an electron and a muon using 1 fb^{-1} of ATLAS data*, *Eur. Phys. J. C* **71** (2011) 1809 [[arXiv:1109.3089](#)] [[INSPIRE](#)].
- [20] ATLAS collaboration, G. Aad et al., *Search for squarks and gluinos using final states with jets and missing transverse momentum with the ATLAS detector in $\sqrt{s} = 7$ TeV proton-proton collisions*, *Phys. Lett. B* **710** (2012) 67 [[arXiv:1109.6572](#)] [[INSPIRE](#)].
- [21] ATLAS collaboration, G. Aad et al., *Search for supersymmetry in final states with jets, missing transverse momentum and one isolated lepton in $\sqrt{s} = 7$ TeV pp collisions using 1 fb^{-1} of ATLAS data*, *Phys. Rev. D* **85** (2012) 012006 [[arXiv:1109.6606](#)] [[INSPIRE](#)].
- [22] ATLAS collaboration, G. Aad et al., *Search for new phenomena in final states with large jet multiplicities and missing transverse momentum using $\sqrt{s} = 7$ TeV pp collisions with the ATLAS detector*, *JHEP* **11** (2011) 099 [[arXiv:1110.2299](#)] [[INSPIRE](#)].

- [23] ATLAS collaboration, G. Aad et al., *Search for massive colored scalars in four-jet final states in $\sqrt{s} = 7$ TeV proton-proton collisions with the ATLAS detector*, *Eur. Phys. J. C* **71** (2011) 1828 [[arXiv:1110.2693](#)] [[INSPIRE](#)].
- [24] ATLAS collaboration, G. Aad et al., *Searches for supersymmetry with the ATLAS detector using final states with two leptons and missing transverse momentum in $\sqrt{s} = 7$ TeV proton-proton collisions*, *Phys. Lett. B* **709** (2012) 137 [[arXiv:1110.6189](#)] [[INSPIRE](#)].
- [25] ATLAS collaboration, G. Aad et al., *Search for diphoton events with large missing transverse momentum in 1 fb^{-1} of 7 TeV proton-proton collision data with the ATLAS detector*, *Phys. Lett. B* **710** (2012) 519 [[arXiv:1111.4116](#)] [[INSPIRE](#)].
- [26] ATLAS collaboration, G. Aad et al., *Search for scalar bottom pair production with the ATLAS detector in pp collisions at $\sqrt{s} = 7$ TeV*, *Phys. Rev. Lett.* **108** (2012) 181802 [[arXiv:1112.3832](#)] [[INSPIRE](#)].
- [27] ATLAS collaboration, G. Aad et al., *Search for decays of stopped, long-lived particles from 7 TeV pp collisions with the ATLAS detector*, *Eur. Phys. J. C* **72** (2012) 1965 [[arXiv:1201.5595](#)] [[INSPIRE](#)].
- [28] ATLAS collaboration, G. Aad et al., *Search for anomaly-mediated supersymmetry breaking with the ATLAS detector based on a disappearing-track signature in pp collisions at $\sqrt{s} = 7$ TeV*, *Eur. Phys. J. C* **72** (2012) 1993 [[arXiv:1202.4847](#)] [[INSPIRE](#)].
- [29] CMS collaboration, V. Khachatryan et al., *Search for supersymmetry in pp collisions at 7 TeV in events with jets and missing transverse energy*, *Phys. Lett. B* **698** (2011) 196 [[arXiv:1101.1628](#)] [[INSPIRE](#)].
- [30] CMS collaboration, S. Chatrchyan et al., *Search for supersymmetry in pp collisions at $\sqrt{s} = 7$ TeV in events with two photons and missing transverse energy*, *Phys. Rev. Lett.* **106** (2011) 211802 [[arXiv:1103.0953](#)] [[INSPIRE](#)].
- [31] CMS collaboration, S. Chatrchyan et al., *Search for physics beyond the standard model in opposite-sign dilepton events at $\sqrt{s} = 7$ TeV*, *JHEP* **06** (2011) 026 [[arXiv:1103.1348](#)] [[INSPIRE](#)].
- [32] CMS collaboration, S. Chatrchyan et al., *Search for new physics with same-sign isolated dilepton events with jets and missing transverse energy at the LHC*, *JHEP* **06** (2011) 077 [[arXiv:1104.3168](#)] [[INSPIRE](#)].
- [33] CMS collaboration, S. Chatrchyan et al., *Search for supersymmetry in events with a lepton, a photon and large missing transverse energy in pp collisions at $\sqrt{s} = 7$ TeV*, *JHEP* **06** (2011) 093 [[arXiv:1105.3152](#)] [[INSPIRE](#)].
- [34] CMS collaboration, S. Chatrchyan et al., *Search for physics beyond the standard model using multilepton signatures in pp collisions at $\sqrt{s} = 7$ TeV*, *Phys. Lett. B* **704** (2011) 411 [[arXiv:1106.0933](#)] [[INSPIRE](#)].
- [35] CMS collaboration, S. Chatrchyan et al., *Search for supersymmetry in events with b jets and missing transverse momentum at the LHC*, *JHEP* **07** (2011) 113 [[arXiv:1106.3272](#)] [[INSPIRE](#)].
- [36] CMS collaboration, S. Chatrchyan et al., *Inclusive search for squarks and gluinos in pp collisions at $\sqrt{s} = 7$ TeV*, *Phys. Rev. D* **85** (2012) 012004 [[arXiv:1107.1279](#)] [[INSPIRE](#)].

- [37] CMS collaboration, S. Chatrchyan et al., *Search for supersymmetry in pp collisions at $\sqrt{s} = 7$ TeV in events with a single lepton, jets and missing transverse momentum*, *JHEP* **08** (2011) 156 [[arXiv:1107.1870](#)] [[INSPIRE](#)].
- [38] CMS collaboration, S. Chatrchyan et al., *Search for supersymmetry at the LHC in events with jets and missing transverse energy*, *Phys. Rev. Lett.* **107** (2011) 221804 [[arXiv:1109.2352](#)] [[INSPIRE](#)].
- [39] CMS collaboration, S. Chatrchyan et al., *Search for new physics with jets and missing transverse momentum in pp collisions at $\sqrt{s} = 7$ TeV*, *JHEP* **08** (2011) 155 [[arXiv:1106.4503](#)] [[INSPIRE](#)].
- [40] XENON100 collaboration, E. Aprile et al., *Dark matter results from 100 live days of XENON100 data*, *Phys. Rev. Lett.* **107** (2011) 131302 [[arXiv:1104.2549](#)] [[INSPIRE](#)].
- [41] CDMS and EDELWEISS collaboration, Z. Ahmed et al., *Combined limits on WIMPs from the CDMS and EDELWEISS experiments*, *Phys. Rev. D* **84** (2011) 011102 [[arXiv:1105.3377](#)] [[INSPIRE](#)].
- [42] J. Collar, *Direct searches for light-mass WIMPs: present state*, talk at the *UCLA Dark Matter 2012 conference*, <http://hepconf.physics.ucla.edu/dm12/talks/collar.pdf>, .
- [43] M. Cirelli, *Indirect searches for dark matter: a status review*, [arXiv:1202.1454](#) [[INSPIRE](#)].
- [44] H.P. Nilles, *Supersymmetry, supergravity and particle physics*, *Phys. Rept.* **110** (1984) 1 [[INSPIRE](#)].
- [45] H.E. Haber and G.L. Kane, *The search for supersymmetry: probing physics beyond the standard model*, *Phys. Rept.* **117** (1985) 75 [[INSPIRE](#)].
- [46] M. Drees, R. Godbole and P. Roy, *Theory and phenomenology of sparticles: an account of four-dimensional $N = 1$ supersymmetry in high energy physics*, World Scientific, Hackensack U.S.A. (2004).
- [47] H.K. Dreiner, *An introduction to explicit R-parity violation*, [hep-ph/9707435](#) [[INSPIRE](#)].
- [48] R. Barbier et al., *R-parity violating supersymmetry*, *Phys. Rept.* **420** (2005) 1 [[hep-ph/0406039](#)] [[INSPIRE](#)].
- [49] A. Djouadi, J.-L. Kneur and G. Moultaka, *SuSpect: a fortran code for the supersymmetric and Higgs particle spectrum in the MSSM*, *Comput. Phys. Commun.* **176** (2007) 426 [[hep-ph/0211331](#)] [[INSPIRE](#)].
- [50] C.F. Berger, J.S. Gainer, J.L. Hewett and T.G. Rizzo, *Supersymmetry without prejudice*, *JHEP* **02** (2009) 023 [[arXiv:0812.0980](#)] [[INSPIRE](#)].
- [51] J.A. Conley, J.S. Gainer, J.L. Hewett, M.P. Le and T.G. Rizzo, *Supersymmetry without prejudice at the LHC*, *Eur. Phys. J. C* **71** (2011) 1697 [[arXiv:1009.2539](#)] [[INSPIRE](#)].
- [52] P. Bechtle, K. Desch, W. Porod and P. Wienemann, *Determination of MSSM parameters from LHC and ILC observables in a global fit*, *Eur. Phys. J. C* **46** (2006) 533 [[hep-ph/0511006](#)] [[INSPIRE](#)].
- [53] R.R. de Austri, R. Trotta and L. Roszkowski, *A Markov chain Monte Carlo analysis of the CMSSM*, *JHEP* **05** (2006) 002 [[hep-ph/0602028](#)] [[INSPIRE](#)].
- [54] B.C. Allanach, K. Cranmer, C.G. Lester and A.M. Weber, *Natural priors, CMSSM fits and LHC weather forecasts*, *JHEP* **08** (2007) 023 [[arXiv:0705.0487](#)] [[INSPIRE](#)].

- [55] O. Buchmueller et al., *Predictions for supersymmetric particle masses using indirect experimental and cosmological constraints*, *JHEP* **09** (2008) 117 [[arXiv:0808.4128](#)] [[INSPIRE](#)].
- [56] O. Buchmueller et al., *Likelihood functions for supersymmetric observables in frequentist analyses of the CMSSM and NUHM1*, *Eur. Phys. J. C* **64** (2009) 391 [[arXiv:0907.5568](#)] [[INSPIRE](#)].
- [57] O. Buchmueller et al., *Frequentist analysis of the parameter space of minimal supergravity*, *Eur. Phys. J. C* **71** (2011) 1583 [[arXiv:1011.6118](#)] [[INSPIRE](#)].
- [58] P. Bechtle, K. Desch, M. Uhlenbrock and P. Wienemann, *Constraining SUSY models with Fittino using measurements before, with and beyond the LHC*, *Eur. Phys. J. C* **66** (2010) 215 [[arXiv:0907.2589](#)] [[INSPIRE](#)].
- [59] S. AbdusSalam et al., *Benchmark models, planes, lines and points for future SUSY searches at the LHC*, *Eur. Phys. J. C* **71** (2011) 1835 [[arXiv:1109.3859](#)] [[INSPIRE](#)].
- [60] H. Baer, A. Mustafayev, S. Profumo, A. Belyaev and X. Tata, *Neutralino cold dark matter in a one parameter extension of the minimal supergravity model*, *Phys. Rev. D* **71** (2005) 095008 [[hep-ph/0412059](#)] [[INSPIRE](#)].
- [61] H. Baer, A. Mustafayev, S. Profumo, A. Belyaev and X. Tata, *Direct, indirect and collider detection of neutralino dark matter in SUSY models with non-universal Higgs masses*, *JHEP* **07** (2005) 065 [[hep-ph/0504001](#)] [[INSPIRE](#)].
- [62] L. Roszkowski, R. Ruiz de Austri, R. Trotta, Y.-L.S. Tsai and T.A. Varley, *Global fits of the non-universal Higgs model*, *Phys. Rev. D* **83** (2011) 015014 [*Addendum ibid.* **D 83** (2011) 039901] [[arXiv:0903.1279](#)] [[INSPIRE](#)].
- [63] ATLAS collaboration, G. Aad et al., *Search for squarks and gluinos using final states with jets and missing transverse momentum with the ATLAS detector in $\sqrt{s} = 7$ TeV proton-proton collisions*, *ATLAS-CONF-2012-033*, CERN, Geneva Switzerland (2012).
- [64] CMS collaboration, S. Chatrchyan et al., *Search for supersymmetry with the razor variables at CMS*, *CMS-PAS-SUS-12-005*, CERN, Geneva Switzerland (2012).
- [65] P. Bechtle, K. Desch and P. Wienemann, *Fittino, a program for determining MSSM parameters from collider observables using an iterative method*, *Comput. Phys. Commun.* **174** (2006) 47 [[hep-ph/0412012](#)] [[INSPIRE](#)].
- [66] ATLAS collaboration, G. Aad et al., *Combined search for the standard model Higgs boson using up to 4.9 fb^{-1} of pp collision data at $\sqrt{s} = 7$ TeV with the ATLAS detector at the LHC*, *Phys. Lett. B* **710** (2012) 49 [[arXiv:1202.1408](#)] [[INSPIRE](#)].
- [67] CMS collaboration, S. Chatrchyan et al., *Combined results of searches for the standard model Higgs boson in pp collisions at $\sqrt{s} = 7$ TeV*, *Phys. Lett. B* **710** (2012) 26 [[arXiv:1202.1488](#)] [[INSPIRE](#)].
- [68] P. Bechtle et al., *What if the LHC does not find supersymmetry in the $\sqrt{s} = 7$ TeV run?*, *Phys. Rev. D* **84** (2011) 011701 [[arXiv:1102.4693](#)] [[INSPIRE](#)].
- [69] P. Bechtle et al., *Present and possible future implications for mSUGRA of the non-discovery of SUSY at the LHC*, [arXiv:1105.5398](#) [[INSPIRE](#)].
- [70] B. Allanach, *Impact of CMS multi-jets and missing energy search on CMSSM fits*, *Phys. Rev. D* **83** (2011) 095019 [[arXiv:1102.3149](#)] [[INSPIRE](#)].

- [71] O. Buchmueller et al., *Implications of initial LHC searches for supersymmetry*, *Eur. Phys. J. C* **71** (2011) 1634 [[arXiv:1102.4585](#)] [[INSPIRE](#)].
- [72] B. Allanach, T. Khoo, C. Lester and S. Williams, *The impact of the ATLAS zero-lepton, jets and missing momentum search on a CMSSM fit*, *JHEP* **06** (2011) 035 [[arXiv:1103.0969](#)] [[INSPIRE](#)].
- [73] G. Bertone et al., *Global fits of the CMSSM including the first LHC and XENON100 data*, *JCAP* **01** (2012) 015 [[arXiv:1107.1715](#)] [[INSPIRE](#)].
- [74] O. Buchmueller et al., *Supersymmetry and dark matter in light of LHC 2010 and Xenon100 data*, *Eur. Phys. J. C* **71** (2011) 1722 [[arXiv:1106.2529](#)] [[INSPIRE](#)].
- [75] O. Buchmueller et al., *Supersymmetry in light of 1fb^{-1} of LHC data*, *Eur. Phys. J. C* **72** (2012) 1878 [[arXiv:1110.3568](#)] [[INSPIRE](#)].
- [76] A. Fowlie, A. Kalinowski, M. Kazana, L. Roszkowski and Y.S. Tsai, *Bayesian implications of current LHC and XENON100 search limits for the constrained MSSM*, *Phys. Rev. D* **85** (2012) 075012 [[arXiv:1111.6098](#)] [[INSPIRE](#)].
- [77] O. Buchmueller et al., *Higgs and supersymmetry*, [arXiv:1112.3564](#) [[INSPIRE](#)].
- [78] C. Strey et al., *Updated global fits of the CMSSM including the latest LHC SUSY and Higgs searches and XENON100 data*, *JCAP* **03** (2012) 030 [[arXiv:1112.4192](#)] [[INSPIRE](#)].
- [79] L. Roszkowski, E.M. Sessolo and Y.-L.S. Tsai, *Bayesian implications of current LHC supersymmetry and dark matter detection searches for the constrained MSSM*, [arXiv:1202.1503](#) [[INSPIRE](#)].
- [80] C. Beskidt, W. de Boer, D. Kazakov and F. Ratnikov, *Where is SUSY?*, *JHEP* **05** (2012) 094 [[arXiv:1202.3366](#)] [[INSPIRE](#)].
- [81] *The MasterCode project webpage*, <http://mastercode.web.cern.ch/mastercode/>.
- [82] N. Nguyen, D. Horns and T. Bringmann, *AstroFit: an interface program for exploring complementarity in dark matter research*, [arXiv:1202.1385](#) [[INSPIRE](#)].
- [83] R. Barbieri and G. Giudice, *Upper bounds on supersymmetric particle masses*, *Nucl. Phys. B* **306** (1988) 63 [[INSPIRE](#)].
- [84] W. Porod, *SPheno, a program for calculating supersymmetric spectra, SUSY particle decays and SUSY particle production at e^+e^- colliders*, *Comput. Phys. Commun.* **153** (2003) 275 [[hep-ph/0301101](#)] [[INSPIRE](#)].
- [85] W. Porod and F. Staub, *SPheno 3.1: extensions including flavour, CP-phases and models beyond the MSSM*, [arXiv:1104.1573](#) [[INSPIRE](#)].
- [86] B. Allanach, *SOFTSUSY: a program for calculating supersymmetric spectra*, *Comput. Phys. Commun.* **143** (2002) 305 [[hep-ph/0104145](#)] [[INSPIRE](#)].
- [87] G. Bélanger, F. Boudjema, A. Pukhov and A. Semenov, *Dark matter direct detection rate in a generic model with MicrOMEGAs 2.2*, *Comput. Phys. Commun.* **180** (2009) 747 [[arXiv:0803.2360](#)] [[INSPIRE](#)].
- [88] T. Hahn, S. Heinemeyer, W. Hollik, H. Rzehak and G. Weiglein, *FeynHiggs 2.7*, *Nucl. Phys. Proc. Suppl.* **205-206** (2010) 152 [[arXiv:1007.0956](#)] [[INSPIRE](#)].
- [89] F. Mahmoudi, *SuperIso program and flavor data constraints*, *PoS(CHARGED2008)020* [[arXiv:0812.2902](#)] [[INSPIRE](#)].

- [90] G. Bélanger et al., *Indirect search for dark matter with MicrOMEGAs 2.4*, *Comput. Phys. Commun.* **182** (2011) 842 [[arXiv:1004.1092](#)] [[INSPIRE](#)].
- [91] P. Gondolo et al., *DarkSUSY: computing supersymmetric dark matter properties numerically*, *JCAP* **07** (2004) 008 [[astro-ph/0406204](#)] [[INSPIRE](#)].
- [92] P. Gondolo et al., *DarkSUSY homepage*, <http://www.darksusy.org/>.
- [93] A. Djouadi, J. Kalinowski and M. Spira, *HDECAY: a program for Higgs boson decays in the standard model and its supersymmetric extension*, *Comput. Phys. Commun.* **108** (1998) 56 [[hep-ph/9704448](#)] [[INSPIRE](#)].
- [94] P. Bechtle, O. Brein, S. Heinemeyer, G. Weiglein and K.E. Williams, *HiggsBounds 2.0.0: confronting neutral and charged Higgs sector predictions with exclusion bounds from LEP and the Tevatron*, *Comput. Phys. Commun.* **182** (2011) 2605 [[arXiv:1102.1898](#)] [[INSPIRE](#)].
- [95] HEAVY FLAVOR AVERAGING GROUP collaboration, D. Asner et al., *Averages of b-hadron, c-hadron and τ -lepton properties*, [arXiv:1010.1589](#) [[INSPIRE](#)].
- [96] LHCb collaboration, R. Aaij et al., *Strong constraints on the rare decays $B_s \rightarrow \mu^+ \mu^-$ and $B^0 \rightarrow \mu^+ \mu^-$* , [arXiv:1203.4493](#) [[INSPIRE](#)].
- [97] CDF collaboration, T. Aaltonen et al., *Precise measurement of the W-boson mass with the CDF II detector*, *Phys. Rev. Lett.* **108** (2012) 151803 [[arXiv:1203.0275](#)] [[INSPIRE](#)].
- [98] D0 collaboration, V.M. Abazov et al., *Measurement of the W-boson mass with the D0 detector*, *Phys. Rev. Lett.* **108** (2012) 151804 [[arXiv:1203.0293](#)] [[INSPIRE](#)].
- [99] TEVATRON ELECTROWEAK WORKING GROUP, CDF and D0 collaborations, *2012 update of the combination of CDF and D0 results for the mass of the W boson*, [arXiv:1204.0042](#) [[INSPIRE](#)].
- [100] ALEPH, DELPHI, L3, OPAL, SLD, LEP ELECTROWEAK WORKING GROUP, SLD ELECTROWEAK GROUP and SLD HEAVY FLAVOUR GROUP collaborations, *Precision electroweak measurements on the Z resonance*, *Phys. Rept.* **427** (2006) 257 [[hep-ex/0509008](#)] [[INSPIRE](#)].
- [101] PARTICLE DATA GROUP collaboration, K. Nakamura et al., *Review of particle physics*, *J. Phys.* **G 37** (2010) 075021 [[INSPIRE](#)].
- [102] LHCb collaboration, *Roadmap for selected key measurements of LHCb*, [LHCb-PUB-2009-029](#), CERN, Geneva Switzerland (2009) [[arXiv:0912.4179](#)] [[INSPIRE](#)].
- [103] A.J. Buras, *Minimal flavour violation and beyond: towards a flavour code for short distance dynamics*, *Acta Phys. Polon.* **B 41** (2010) 2487 [[arXiv:1012.1447](#)] [[INSPIRE](#)].
- [104] A. Dedes, H.K. Dreiner and U. Nierste, *Correlation of $B_s \rightarrow \mu^+ \mu^-$ and $(g-2)_\mu$ in minimal supergravity*, *Phys. Rev. Lett.* **87** (2001) 251804 [[hep-ph/0108037](#)] [[INSPIRE](#)].
- [105] P.Z. Skands et al., *SUSY Les Houches accord: interfacing SUSY spectrum calculators, decay packages and event generators*, *JHEP* **07** (2004) 036 [[hep-ph/0311123](#)] [[INSPIRE](#)].
- [106] B. Allanach et al., *SUSY Les Houches accord 2*, *Comput. Phys. Commun.* **180** (2009) 8 [[arXiv:0801.0045](#)] [[INSPIRE](#)].
- [107] G. Jungman, M. Kamionkowski and K. Griest, *Supersymmetric dark matter*, *Phys. Rept.* **267** (1996) 195 [[hep-ph/9506380](#)] [[INSPIRE](#)].
- [108] P. Gondolo and G. Gelmini, *Cosmic abundances of stable particles: improved analysis*, *Nucl. Phys.* **B 360** (1991) 145 [[INSPIRE](#)].

- [109] J. Edsjö and P. Gondolo, *Neutralino relic density including coannihilations*, *Phys. Rev. D* **56** (1997) 1879 [[hep-ph/9704361](#)] [[INSPIRE](#)].
- [110] B. Herrmann and M. Klasen, *SUSY-QCD corrections to dark matter annihilation in the Higgs funnel*, *Phys. Rev. D* **76** (2007) 117704 [[arXiv:0709.0043](#)] [[INSPIRE](#)].
- [111] B. Herrmann, M. Klasen and K. Kovarik, *Neutralino annihilation into massive quarks with SUSY-QCD corrections*, *Phys. Rev. D* **79** (2009) 061701 [[arXiv:0901.0481](#)] [[INSPIRE](#)].
- [112] F. Boudjema, G. Drieu La Rochelle and S. Kulkarni, *One-loop corrections, uncertainties and approximations in neutralino annihilations: examples*, *Phys. Rev. D* **84** (2011) 116001 [[arXiv:1108.4291](#)] [[INSPIRE](#)].
- [113] D.G. Cerdeno and A.M. Green, *Direct detection of WIMPs*, [arXiv:1002.1912](#) [[INSPIRE](#)].
- [114] J. Gasser, H. Leutwyler and M. Sainio, *Sigma term update*, *Phys. Lett. B* **253** (1991) 252 [[INSPIRE](#)].
- [115] DAMA collaboration, R. Bernabei et al., *The DAMA/LIBRA apparatus*, *Nucl. Instrum. Meth. A* **592** (2008) 297 [[arXiv:0804.2738](#)] [[INSPIRE](#)].
- [116] C. Aalseth et al., *Search for an annual modulation in a P-type point contact germanium dark matter detector*, *Phys. Rev. Lett.* **107** (2011) 141301 [[arXiv:1106.0650](#)] [[INSPIRE](#)].
- [117] G. Angloher et al., *Results from 730 kg days of the CRESST-II dark matter search*, *Eur. Phys. J. C* **72** (2012) 1971 [[arXiv:1109.0702](#)] [[INSPIRE](#)].
- [118] J. Jochum et al., *The CRESST dark matter search*, *Prog. Part. Nucl. Phys.* **66** (2011) 202 [[INSPIRE](#)].
- [119] DARWIN CONSORTIUM collaboration, L. Baudis, *DARWIN: dark matter WIMP search with noble liquids*, [arXiv:1201.2402](#) [[INSPIRE](#)].
- [120] M. Cirelli et al., *PPPC 4 DM ID: a Poor Particle Physicist cookbook for Dark Matter Indirect Detection*, *JCAP* **03** (2011) 051 [[arXiv:1012.4515](#)] [[INSPIRE](#)].
- [121] FERMI-LAT collaboration, M. Ackermann et al., *Constraining dark matter models from a combined analysis of milky way satellites with the Fermi Large Area Telescope*, *Phys. Rev. Lett.* **107** (2011) 241302 [[arXiv:1108.3546](#)] [[INSPIRE](#)].
- [122] HESS collaboration, A. Abramowski et al., *H.E.S.S. constraints on dark matter annihilations towards the sculptor and carina dwarf galaxies*, *Astropart. Phys.* **34** (2011) 608 [[arXiv:1012.5602](#)] [[INSPIRE](#)].
- [123] ALEPH, DELPHI, L3 and OPAL collaborations, *Combined LEP chargino results, up to 208 GeV for large m_0* , http://lepsusy.web.cern.ch/lepsusy/www/inos_moriond01/charginos_pub.html,
- [124] H.K. Dreiner et al., *Mass bounds on a very light neutralino*, *Eur. Phys. J. C* **62** (2009) 547 [[arXiv:0901.3485](#)] [[INSPIRE](#)].
- [125] J. Conley, H. Dreiner and P. Wienemann, *Measuring a light neutralino mass at the ILC: testing the MSSM neutralino cold dark matter model*, *Phys. Rev. D* **83** (2011) 055018 [[arXiv:1012.1035](#)] [[INSPIRE](#)].
- [126] G. Degrandi, S. Heinemeyer, W. Hollik, P. Slavich and G. Weiglein, *Towards high precision predictions for the MSSM Higgs sector*, *Eur. Phys. J. C* **28** (2003) 133 [[hep-ph/0212020](#)] [[INSPIRE](#)].

- [127] B. Allanach, A. Djouadi, J. Kneur, W. Porod and P. Slavich, *Precise determination of the neutral Higgs boson masses in the MSSM*, *JHEP* **09** (2004) 044 [[hep-ph/0406166](#)] [[INSPIRE](#)].
- [128] S. Heinemeyer, W. Hollik, H. Rzehak and G. Weiglein, *High-precision predictions for the MSSM Higgs sector at $\mathcal{O}(\alpha_b\alpha_s)$* , *Eur. Phys. J. C* **39** (2005) 465 [[hep-ph/0411114](#)] [[INSPIRE](#)].
- [129] K. Williams, private communication.
- [130] J.R. Ellis, S. Heinemeyer, K. Olive, A. Weber and G. Weiglein, *The supersymmetric parameter space in light of B^- physics observables and electroweak precision data*, *JHEP* **08** (2007) 083 [[arXiv:0706.0652](#)] [[INSPIRE](#)].
- [131] ATLAS collaboration, *Search for squarks and gluinos using final states with jets and missing transverse momentum with the ATLAS detector in $\sqrt{s} = 7, \text{TeV}$ proton-proton collisions*, [ATLAS-CONF-2011-086](#), CERN, Geneva Switzerland (2011).
- [132] M. Bahr et al., *HERWIG++ physics and manual*, *Eur. Phys. J. C* **58** (2008) 639 [[arXiv:0803.0883](#)] [[INSPIRE](#)].
- [133] S. Ovin, X. Rouby and V. Lemaitre, *DELPHES, a framework for fast simulation of a generic collider experiment*, [arXiv:0903.2225](#) [[INSPIRE](#)].
- [134] B. Gosdzik and B. Sarrazin, private communication.
- [135] W. Beenakker, R. Hopker, M. Spira and P. Zerwas, *Squark and gluino production at hadron colliders*, *Nucl. Phys. B* **492** (1997) 51 [[hep-ph/9610490](#)] [[INSPIRE](#)].
- [136] W. Beenakker, M. Krämer, T. Plehn, M. Spira and P. Zerwas, *Stop production at hadron colliders*, *Nucl. Phys. B* **515** (1998) 3 [[hep-ph/9710451](#)] [[INSPIRE](#)].
- [137] A. Kulesza and L. Motyka, *Threshold resummation for squark-antisquark and gluino-pair production at the LHC*, *Phys. Rev. Lett.* **102** (2009) 111802 [[arXiv:0807.2405](#)] [[INSPIRE](#)].
- [138] A. Kulesza and L. Motyka, *Soft gluon resummation for the production of gluino-gluino and squark-antisquark pairs at the LHC*, *Phys. Rev. D* **80** (2009) 095004 [[arXiv:0905.4749](#)] [[INSPIRE](#)].
- [139] W. Beenakker et al., *Soft-gluon resummation for squark and gluino hadroproduction*, *JHEP* **12** (2009) 041 [[arXiv:0909.4418](#)] [[INSPIRE](#)].
- [140] W. Beenakker et al., *Supersymmetric top and bottom squark production at hadron colliders*, *JHEP* **08** (2010) 098 [[arXiv:1006.4771](#)] [[INSPIRE](#)].
- [141] W. Beenakker et al., *Squark and gluino hadroproduction*, *Int. J. Mod. Phys. A* **26** (2011) 2637 [[arXiv:1105.1110](#)] [[INSPIRE](#)].
- [142] W. Beenakker et al., *The production of charginos/neutralinos and sleptons at hadron colliders*, *Phys. Rev. Lett.* **83** (1999) 3780 [*Erratum ibid.* **100** (2008) 029901] [[hep-ph/9906298](#)] [[INSPIRE](#)].
- [143] CDF collaboration, T. Aaltonen et al., *Search for $B_s \rightarrow \mu^+\mu^-$ and $B_d \rightarrow \mu^+\mu^-$ decays with CDF II*, *Phys. Rev. Lett.* **107** (2011) 191801 [*Addendum ibid.* **107** (2011) 239903] [[arXiv:1107.2304](#)] [[INSPIRE](#)].
- [144] J. Serrano, *Search for the rare decays $B_{s,d} \rightarrow \mu\mu$ at LHCb*, [arXiv:1111.2620](#) [[INSPIRE](#)].

- [145] M.S. Carena, D. Garcia, U. Nierste and C.E. Wagner, *Effective Lagrangian for the $\bar{b}bH^+$ interaction in the MSSM and charged Higgs phenomenology*, *Nucl. Phys. B* **577** (2000) 88 [[hep-ph/9912516](#)] [[INSPIRE](#)].
- [146] A. Dedes and A. Pilaftsis, *Resummed effective Lagrangian for Higgs mediated FCNC interactions in the CP-violating MSSM*, *Phys. Rev. D* **67** (2003) 015012 [[hep-ph/0209306](#)] [[INSPIRE](#)].
- [147] R. Lafaye, T. Plehn, M. Rauch, D. Zerwas and M. Dührssen, *Measuring the Higgs sector*, *JHEP* **08** (2009) 009 [[arXiv:0904.3866](#)] [[INSPIRE](#)].
- [148] ILC collaboration, G. Aarons et al., *International Linear Collider reference design report volume 2: physics at the ILC*, [arXiv:0709.1893](#) [[INSPIRE](#)].
- [149] E.A. Baltz and P. Gondolo, *Markov chain Monte Carlo exploration of minimal supergravity with implications for dark matter*, *JHEP* **10** (2004) 052 [[hep-ph/0407039](#)] [[INSPIRE](#)].
- [150] A. Abdo et al., *Observations of milky way dwarf spheroidal galaxies with the Fermi-LAT detector and constraints on dark matter models*, *Astrophys. J.* **712** (2010) 147 [[arXiv:1001.4531](#)] [[INSPIRE](#)].
- [151] FERMI-LAT collaboration, M. Ackermann et al., *Constraining dark matter models from a combined analysis of milky way satellites with the Fermi Large Area Telescope*, *Phys. Rev. Lett.* **107** (2011) 241302 [[arXiv:1108.3546](#)] [[INSPIRE](#)].
- [152] L. Bergström, T. Bringmann and J. Edsjö, *Complementarity of direct dark matter detection and indirect detection through gamma-rays*, *Phys. Rev. D* **83** (2011) 045024 [[arXiv:1011.4514](#)] [[INSPIRE](#)].
- [153] T. Bringmann, L. Bergström and J. Edsjö, *New gamma-ray contributions to supersymmetric dark matter annihilation*, *JHEP* **01** (2008) 049 [[arXiv:0710.3169](#)] [[INSPIRE](#)].
- [154] P. Scott et al., *Direct constraints on minimal supersymmetry from Fermi-LAT observations of the dwarf galaxy segue 1*, *JCAP* **01** (2010) 031 [[arXiv:0909.3300](#)] [[INSPIRE](#)].
- [155] T. Bringmann, X. Huang, A. Ibarra, S. Vogl and C. Weniger, *Fermi-LAT search for internal bremsstrahlung signatures from dark matter annihilation*, [arXiv:1203.1312](#) [[INSPIRE](#)].
- [156] H. Baer, T. Krupovnickas, S. Profumo and P. Ullio, *Model independent approach to focus point supersymmetry: from dark matter to collider searches*, *JHEP* **10** (2005) 020 [[hep-ph/0507282](#)] [[INSPIRE](#)].
- [157] E. Gildener, *Gauge symmetry hierarchies*, *Phys. Rev. D* **14** (1976) 1667 [[INSPIRE](#)].
- [158] M. Veltman, *The infrared-ultraviolet connection*, *Acta Phys. Polon.* **B 12** (1981) 437 [[INSPIRE](#)].
- [159] P.H. Chankowski, J.R. Ellis and S. Pokorski, *The fine tuning price of LEP*, *Phys. Lett. B* **423** (1998) 327 [[hep-ph/9712234](#)] [[INSPIRE](#)].
- [160] R. Barbieri and A. Strumia, *About the fine tuning price of LEP*, *Phys. Lett. B* **433** (1998) 63 [[hep-ph/9801353](#)] [[INSPIRE](#)].
- [161] P.H. Chankowski, J.R. Ellis, M. Olechowski and S. Pokorski, *Haggling over the fine tuning price of LEP*, *Nucl. Phys. B* **544** (1999) 39 [[hep-ph/9808275](#)] [[INSPIRE](#)].
- [162] P. Batra, A. Delgado, D.E. Kaplan and T.M. Tait, *The Higgs mass bound in gauge extensions of the minimal supersymmetric standard model*, *JHEP* **02** (2004) 043 [[hep-ph/0309149](#)] [[INSPIRE](#)].

- [163] G. Giudice and R. Rattazzi, *Living dangerously with low-energy supersymmetry*, *Nucl. Phys. B* **757** (2006) 19 [[hep-ph/0606105](#)] [[INSPIRE](#)].
- [164] S. Cassel, D. Ghilencea and G. Ross, *Fine tuning as an indication of physics beyond the MSSM*, *Nucl. Phys. B* **825** (2010) 203 [[arXiv:0903.1115](#)] [[INSPIRE](#)].
- [165] S. Cassel, D. Ghilencea, S. Kraml, A. Lessa and G. Ross, *Fine-tuning implications for complementary dark matter and LHC SUSY searches*, *JHEP* **05** (2011) 120 [[arXiv:1101.4664](#)] [[INSPIRE](#)].
- [166] A. Strumia, *Implications of first LHC results*, [arXiv:1107.1259](#) [[INSPIRE](#)].
- [167] G.G. Ross and K. Schmidt-Hoberg, *The fine-tuning of the generalised NMSSM*, *Nucl. Phys. B* **862** (2012) 710 [[arXiv:1108.1284](#)] [[INSPIRE](#)].
- [168] J.A. Aguilar-Saavedra et al., *Supersymmetry parameter analysis: SPA convention and project*, *Eur. Phys. J. C* **46** (2006) 43 [[hep-ph/0511344](#)] [[INSPIRE](#)].
- [169] H. Baer, J. Ferrandis, S. Kraml and W. Porod, *On the treatment of threshold effects in SUSY spectrum computations*, *Phys. Rev. D* **73** (2006) 015010 [[hep-ph/0511123](#)] [[INSPIRE](#)].
- [170] A.D. Box and X. Tata, *Threshold and flavor effects in the renormalization group equations of the MSSM: dimensionless couplings*, *Phys. Rev. D* **77** (2008) 055007 [*Erratum ibid.* **D 82** (2010) 119904] [[arXiv:0712.2858](#)] [[INSPIRE](#)].
- [171] A.D. Box and X. Tata, *Threshold and flavour effects in the renormalization group equations of the MSSM II: dimensionful couplings*, *Phys. Rev. D* **79** (2009) 035004 [*Erratum ibid.* **D 82** (2010) 119905] [[arXiv:0810.5765](#)] [[INSPIRE](#)].