

2a-c, 4a-c

X	O	NH	S
Et ₄ N [⊕]	2a	2b	2c
Ph ₄ P [⊕]	4a	4b	4c

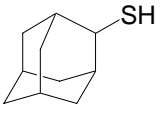
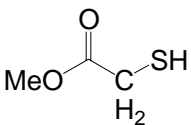
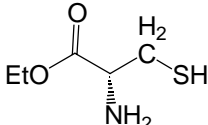


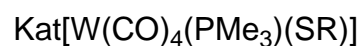
10a-c, 11a-c

X	O	NH	S
Et ₄ N [⊕]	10a	10b	10c
Ph ₄ P [⊕]	11a	11b	11c

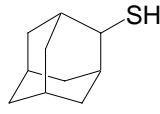
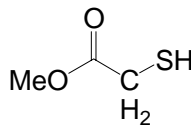
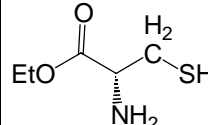


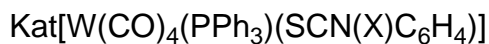
5a-c, 6a-c

RSH			
Et ₄ N [⊕]	5a	5b	5c
Ph ₄ P [⊕]	6a	6b	6c



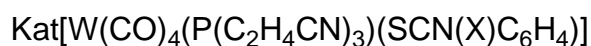
12a-c, 13c

RSH			
Et ₄ N [⊕]	12a	12b	12c
Ph ₄ P [⊕]	13a	13b	13c



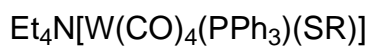
7a-c, 8a-c

X	O	NH	S
Et ₄ N [⊕]	14a	14b	14c
Ph ₄ P [⊕]	15a	15b	15c

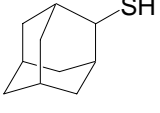
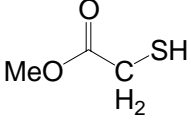
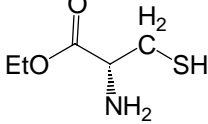


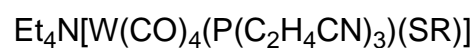
14a-c, 15a-c

X	O	NH	S
Et ₄ N [⊕]	7a	7b	7c
Ph ₄ P [⊕]	8a	8b	8c

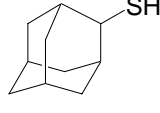
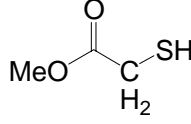
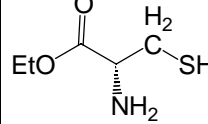


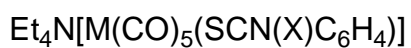
9a-c

RSH			
	9a	9b	9c



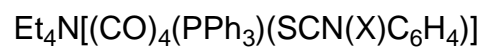
16a-c

RSH			
	16a	16b	16c



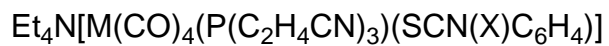
17a-c, 18a-c

X	O	NH	S
Cr	17a	17b	17c
Mo	17a	18b	18c



19a-c, 20a-c

X	O	NH	S
Cr	19a	19b	19c
Mo	20a	20b	20c



21a-c, 22a-c

X	O	NH	S
Cr	21a	21b	21c
Mo	22a	22b	22c