

2,2'-Bipyridyl as a Redox-Active Borylene

Abstraction Agent

Siyuan Liu,^{a,b} Marc-André Légaré,^{b,c} Jens Seufert,^{b,c} Dominic Prieschl,^{b,c} Anna Rempel,^{b,c} Lukas Englert,^{b,c} Theresa Dellermann,^{b,c} Valerie Paprocki,^{b,c} Andreas Stoy,^{b,c} Holger Braunschweig^{,b,c}*

^a Present address: School of Materials Science and Engineering, China University of Petroleum, Qingdao, Shandong, 266580, PR China

^b Institute for Inorganic Chemistry, Julius-Maximilians-Universität Würzburg, Am Hubland, 97074 Würzburg, Germany

^c Institute for Sustainable Chemistry & Catalysis with Boron, Julius-Maximilians-Universität Würzburg, Am Hubland, 97074 Würzburg, Germany

* Corresponding author: E-mail: h.braunschweig@uni-wuerzburg.de

KEYWORDS: Main group – boron – redox-active ligands – hypovalent species – transition metals.

Abstract: 2,2'-Bipyridyl is shown to spontaneously abstract a borylene fragment (R-B:) from various hypovalent boron compounds. This process is a redox reaction in which the bipyridine is

reduced and becomes a dianionic substituent bound to boron through its two nitrogen atoms. Various transition metal borylene complexes and diboranes, as well as a diborene, take part in this reaction. In the latter case, our results show an intriguing example of the homolytic cleavage of a B=B double bond.

Introduction

+3 is the ubiquitous and overwhelmingly prominent oxidation state of boron, both in natural and synthetic materials. In neutral, tricoordinate boron compounds, this common state corresponds to a partially filled valence shell, thus it is unsurprising that these boron compounds are associated with Lewis acidity, electrophilicity and electron-accepting properties.¹ The tantalizing prospect of utilizing boron compounds in transition metal-free catalysis has prompted considerable interest in redox chemistry centred on this classically redox-static element. As a result, recent years have seen the emergence of a growing number of molecular compounds that feature boron atoms in hypovalent states (i.e. less than +3).² The most representative examples of neutral hypovalent boron compounds include diboranes(4) (B(II)),^{2a-c,3} diborenes (B(I)),^{2a-c,4} diborynes (B(0)),^{2a-c,5} and borylenes (B(I)).^{2d,6} These fascinating species exhibit starkly different reactivity to that of their B(III) counterparts and have led to the observation of nucleophilic,⁷ reductive,⁸ and metallomimetic⁹ behavior for boron.

In transition metal chemistry, the use of redox-active ligands – i.e. ligands that can participate in redox events – has shown tremendous potential in unlocking redox reactivity in complexes of base metal complexes and in giving rise to inexpensive catalysts that contain only elements of

low toxicity.¹⁰ A typical example of a redox-active ligand, 2,2'-bipyridyl, (**1**) is known to readily accept two electrons and form a stable dianion (Fig. 1).¹¹ In its coordination to transition metals, **1** can adopt its dianionic form through metal-to-ligand charge transfer, in the process transforming from a L₂ to an X₂-type ligand (Fig. 1).¹² In the chemistry of the main group elements, analogous redox behavior has also been observed in the reaction of **1** with transient silylene complexes or other hypovalent silicon sources.¹³ By contrast, the few known examples of boron or aluminium complexes featuring a reduced bipyridine ligand are generally synthesized by salt elimination of bipyridine reagents that are already in their anionic form.¹⁴

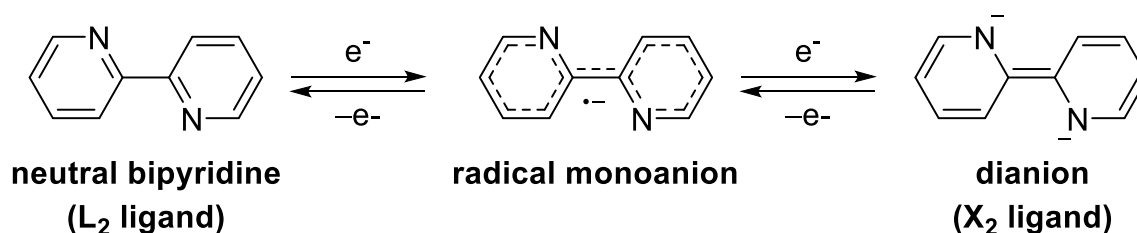


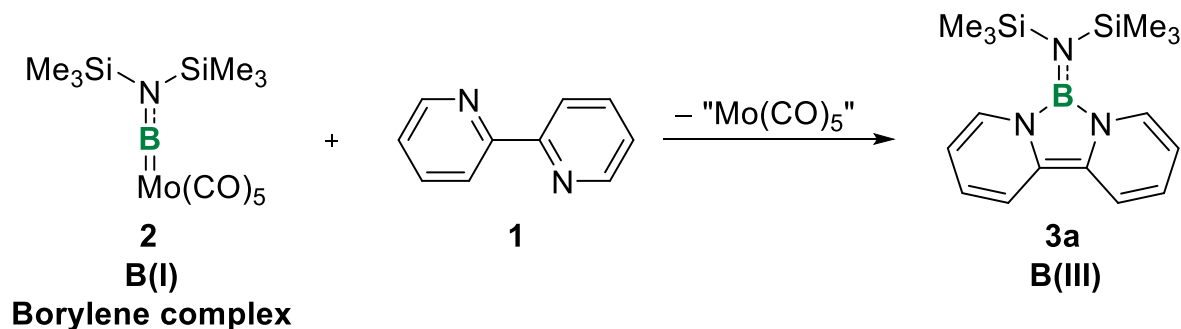
Figure 1. Reduction states of 2,2'-bipyridyl (**1**).

In order to probe the potential redox reactions of such ligands with hypovalent boron compounds, we became interested in the reactivity of redox-active 2,2'-bipyridyl with B(I) and B(II) species. In this contribution, we report the unusual reactivity of 2,2'-bipyridyl with various diborene, borylene and diborane compounds, showing that the redox-activity of the ligand indeed leads to a change of oxidation state in these boron compounds in the absence of external oxidants or reductants.

Results and Discussion

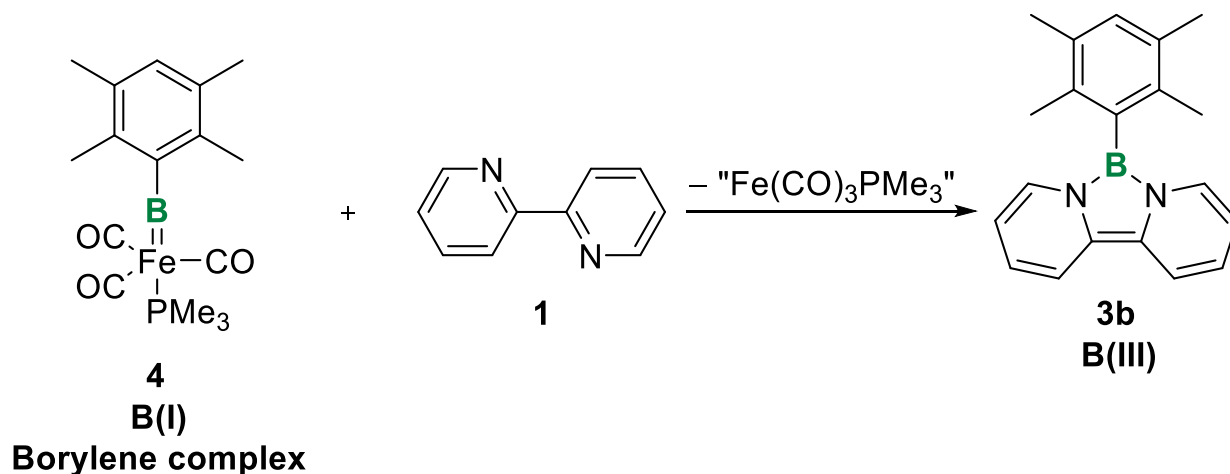
Terminal transition-metal borylene complexes (of the form $[L_nM=B-R]$) are a well-studied class of reactive B(I) compounds.¹⁵ Our group and others have previously reported the synthesis and reactivity of a wide range of borylene complexes, notably of the group 6 metals¹⁶ and of iron.¹⁷ These complexes display a rich reactivity in which the boron atom can couple with various substrates,¹⁸ notably Lewis acids,^{18a} Lewis bases,^{9d} alkynes,^{18b,c} CO^{9e} and transition metal complexes.^{18d,e,g} Several of these reactions can be seen as borylene transfer reactions, in which the M=B bond of the borylene complex is cleaved and the B-R fragment is delivered to a substrate.

The rich and varied reactivity of terminal metal-borylene complexes inspired us to investigate their reaction with 2,2'-bipyridyl (**1**). Treating $[(OC)_5Mo=BN(SiMe_3)_2]$ (**2**) with 1 equiv. of **1** in benzene led to a rapid color change in the reaction mixture from yellow to deep red (Scheme 1). The complete conversion of **2** to a single new boron-containing compound was confirmed within six hours by the appearance of a new resonance at $\delta = 20$ in the ¹¹B NMR spectrum and the complete disappearance of that associated with **2**. Although the new boron-containing product can be isolated by crystallizing out the molybdenum-containing by-products (thought to be $[Mo(CO)_6]$ or bipyridine adducts of molybdenum carbonyls and elemental Mo),^{18g} its crystallization eluded all of our attempts and **3a** could only be recovered as a bright red oil, thus precluding its crystallographic characterization. ¹H and ¹³C{¹H} NMR spectroscopy allowed us to identify **3a** as a symmetrical 1:1 complex of the $[(Me_3Si)_2N-B:]$ borylene fragment with bipyridyl **1**. Interestingly, in this new compound, the aromatic proton resonances are found at considerably higher field ($\delta = 7.51, 7.11, 6.11, 5.99$) than those of the free bipyridine ($\delta = 8.75, 8.54, 7.20, 6.68$).



Scheme 1. Reaction of $[(\text{OC})_5\text{Mo}=\text{BN}(\text{SiMe}_3)_2]$ with **1**.

A similar compound was obtained by reacting the iron borylene adduct $[(\text{Me}_3\text{P})(\text{OC})_3\text{Fe}=\text{BDur}]$ (Dur = 2,3,5,6-tetramethylphenyl) (**4**) with **1** (Scheme 2). Within 12 hours, a benzene solution containing equimolar amounts of **1** and **4** became dark red. The ^{11}B NMR spectrum of the reaction mixture showed a new resonance at $\delta = 23$. This time, the resulting product could be recrystallized from cold pentane to give **3b** as red crystals (43% yield) that were suitable for X-ray diffraction analysis. As in the case of **3a**, ^1H and ^{13}C NMR spectra showed that **3b** is a 1:1 adduct of 2,2'-bipyridyl and the borylene fragment [Dur-B:]. The solid-state structure of **3b** confirmed this characterization, showing that the complex is a tricyclic diazaborafluorene-like compound (Fig. 2).



Scheme 2. Reaction of [(Me₃P)(OC)₃Fe=BDur] with **1**.

The solid-state structure of **3b** also reveals B-N bond lengths (1.436(3) and 1.435(3) Å) that are in the range of covalent bonds with π -bond character.¹⁹ Furthermore, the bipyridyl C2-C2' bond distance (linking the two pyridine rings) is significantly shorter (1.387(3) Å) than the corresponding bond in free **1** (1.488 Å),²⁰ suggesting double bond character. The C-C bond lengths within the pyridine rings in **3b** are also consistent with alternating single and double bonds. Thus, **3b** appears to feature reduced aromaticity in its pyridine rings, the bipyridine unit having been reduced and to form covalent bonds with the borylene fragment. Indeed, **3b** is structurally similar to previously reported analogues that were prepared by non-redox salt elimination reactions from the reduced dianion of 2,2'-bipyridyl and haloboranes, the products of which also feature B(III) centers, a reduced bipyridine ligand and an aromatic C₂N₂B ring.^{14a} Thus, in the present case, the borylene ligand undergoes a spontaneous two-electron redox reaction with 2,2'-bipyridyl, which oxidizes the boron atom from B(I) to B(III), with concomitant reduction of the bipyridine. This assignment is consistent with the ¹H NMR spectrum of **3b**, in which aromatic proton resonances are found at considerably higher field ($\delta = 7.28, 7.19, 6.20, 5.93$) than in free bipyridine, suggesting reduced aromaticity. Furthermore, on the basis of ¹H NMR spectroscopy, a similar bonding situation is expected for **3a** (see above). Interestingly, this process is reminiscent of the [4+1] cycloaddition of an anionic borylene complex with a strongly oxidizing benzoquinone reported by Aldridge and Jones.²¹

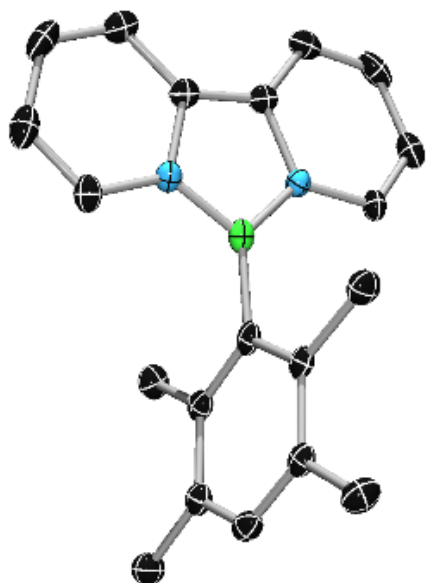
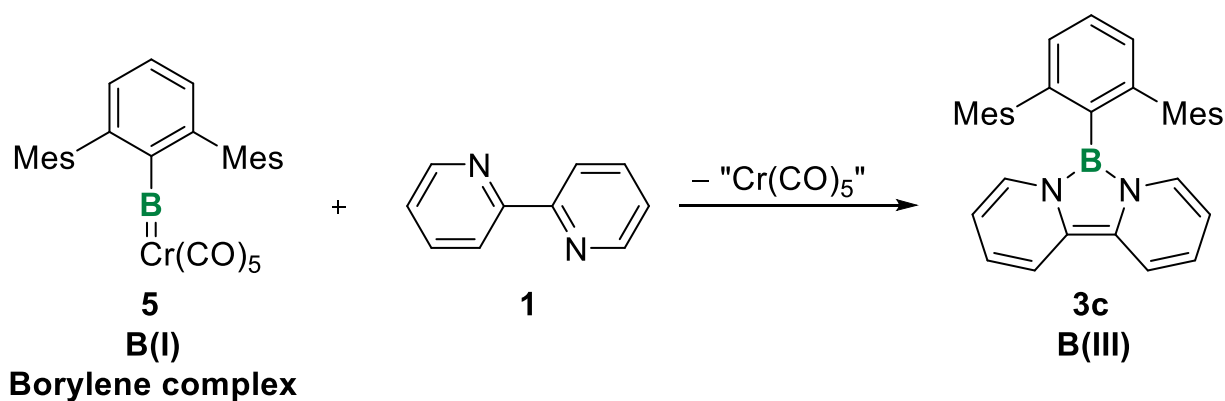


Figure 2. Crystallographically determined solid-state structure of **3b**. Atomic displacement ellipsoids depicted at 50% probability level. Hydrogen atoms omitted for clarity. Black: carbon, green: boron, cyan: nitrogen).

It is interesting to note that steric bulk does not seem to hamper this redox borylene transfer reaction: similar results were obtained in the reaction of 2,2'-bipyridine with the chromium borylene complex $[(OC)_5Cr=BTP]$ (**5**; Tp = 2,6-dimesitylphenyl), which bears a very bulky terphenyl group bound to boron (Scheme 3).



Scheme 3. Reaction of $[(OC)_5Cr=BTP]$ with **1**.

Indeed, the reaction of **5** with **1** (2 equiv) in toluene afforded product **3c** after 20 hours at room temperature. Isolated **3c** could be obtained as a red crystalline solid by fractional recrystallization of the reaction mixture in hexanes (yield: 39%). The structure of **3c** was found to be analogous to that of **3a** and **3b** by NMR spectroscopy (^1H , $^{13}\text{C}\{^1\text{H}\}$ and ^{11}B), an assignment that was supported by low-quality crystallographic data (see ESI). Once again, high-field resonance signals were found for the bipyridine protons ($\delta = 7.39, 6.79, 5.94, 5.84$), indicating the reduction of the ligand. Indeed, repeated crystallization of **3c** yielded only single crystals of poor quality, providing diffraction data suitable only for confirmation of connectivity and not detailed discussion of structural details (Fig. 3).

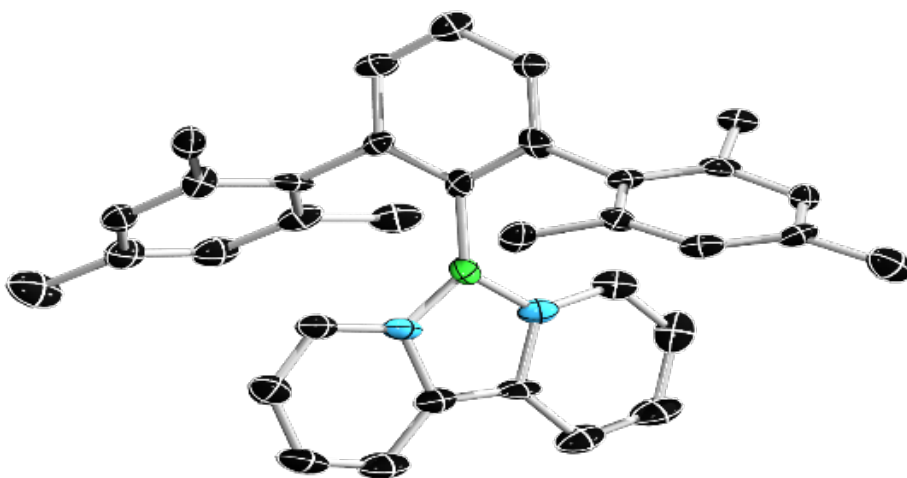
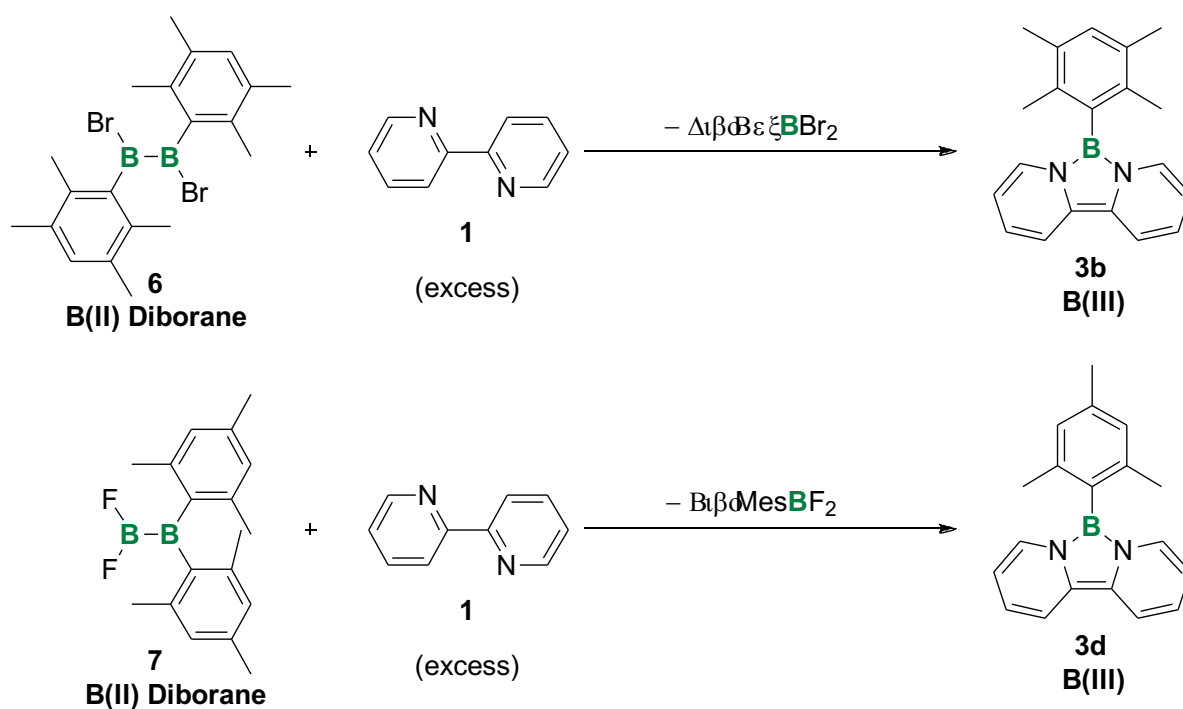


Figure 3 Crystallographically determined solid-state structure of **3c**. Atomic displacement ellipsoids depicted at 50% probability level. Hydrogen atoms omitted for clarity. Black: carbon, green: boron, cyan: nitrogen).

The intriguing redox nature of the borylene transfer reaction to bipyridine prompted us to investigate whether other hypovalent boron compounds could undergo a similar process. With boron atoms in the formal +2 oxidation state, diborane(4) compounds also have the potential to

undergo redox reactions with 2,2'-bipyridine. We thus reacted the symmetrical $B_2Br_2Dur_2$ (**6**) with 2.2 equivalents of **1** in benzene (Scheme 4). After 24 hours of stirring at room temperature, the reaction mixture was found to consist of a deep-red solution and a white precipitate. ^{11}B and 1H NMR spectra revealed **3b** to be the only soluble species in the mixture. **3b** could be isolated by filtration and recrystallization in hexanes (yield: 78%). While the nature of the white precipitate in this reaction remains unknown due to its complete insolubility, it plausibly corresponds of a complex of Br_2BDur (the expected byproduct of the reaction according to stoichiometry) and **1**.²² Similarly, the unsymmetrical diborane BF_2BMes_2 reacted with **1** to yield **3d** after isolation (yield: 50%). This new compound is structurally and spectroscopically analogous to **3a-c** (Fig. 4).



Scheme 4. Reactions of diboranes **6** and **7** with **1**.

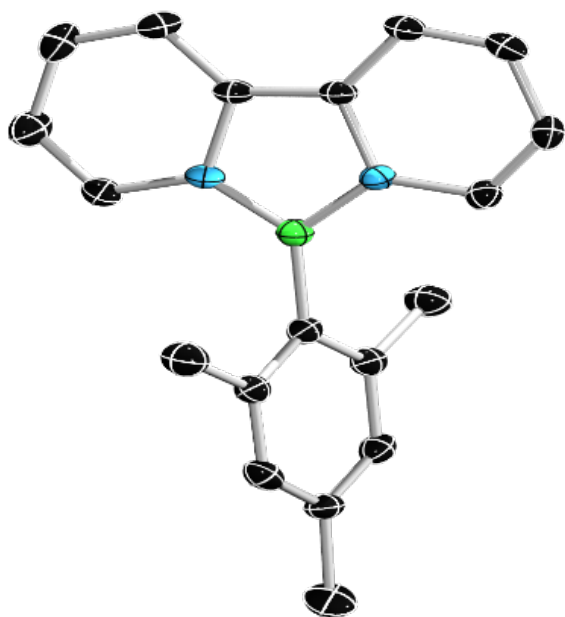


Figure 4 Crystallographically determined solid-state structure of **3d**. Atomic displacement ellipsoids depicted at 50% probability level. Hydrogen atoms omitted for clarity. Black: carbon, green: boron, cyan: nitrogen).

The reactions of **1** with dihalodiboranes **6** and **7** are also redox processes: from diborane starting materials that possess two B(II) atoms ($R_2B_2X_2$; R = Mes or Dur, X = Br or (f), two B(III) products are formed ($C_{10}H_8N_2BR$ (**3b** and **3d**)) and presumably X_2BR). Concomitantly, one equivalent of bipyridine ligand is reduced by two electrons in the formation of **3b** (R = Dur, X = Br) or **3d** (R = Mes, X = (f)). This process is related to the reactions of the redox-active 1,4-pyrazine,²³ 4,4'-bipyridine,²⁴ 4-cyanopyridine²⁵ and 4-Mes₂B-pyridine²⁶ with diboron(4) reagents, which effect the homolytic cleavage of the B-B bond in a formal redox process.

Finally, we also became interested in studying redox reactions using a diborene complex as the hypovalent boron component. In addition to featuring boron in the formal +1 oxidation state,

was unsuccessful. We were able to isolate small amounts of crystalline material, which allowed us to characterize the new complex (**9**) by X-ray diffraction analysis (Fig. 5). Interestingly, product **9** arises from the displacement of PMe_3 in **8** by **1** without cleavage of the B=B bond. Furthermore, ^1H NMR chemical shifts of the bipyridine protons ($\delta = 7.80, 7.49, 6.20, 5.84$), as well as the bond distances are consistent once more with a structure in which the bipyridine ligand in **9** is reduced and exhibits low aromaticity in its C_5N cycles (B-N $d = 1.442(2)$ and $1.452(2)$ Å; C2-C2' (bipyridine) $d = 1.395(2)$ Å). At the same time, the long B-B bond distance observed ($1.639(3)$ Å) is consistent with the assignment of **9** as a diborane(4) in which the boron atoms are formally in the +2 oxidation state. This assignment is also supported by the observed ^{11}B NMR chemical shift. **9** is thus an analogue of phenanthrene, but features reduced aromaticity in the terminal cycles with significantly localized double bonds.

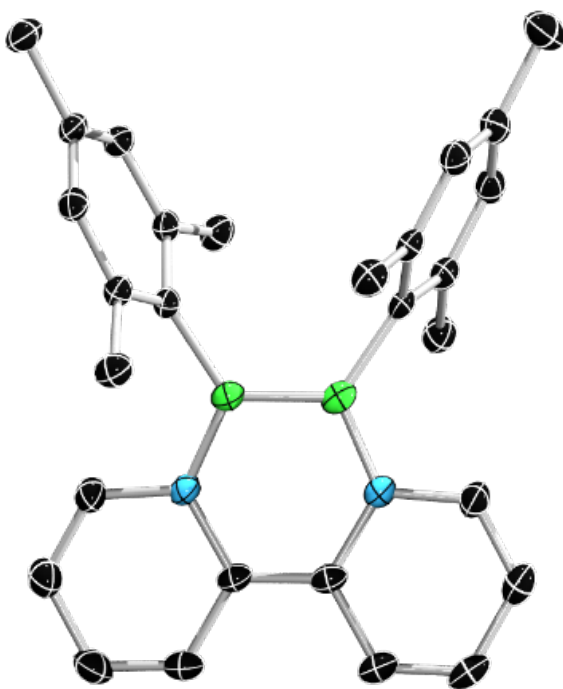


Figure 5. Crystallographically determined solid-state structure of **9**. Atomic displacement ellipsoids depicted at 50% probability level. Hydrogen atoms omitted for clarity. Black: carbon, green: boron, cyan: nitrogen.

Conclusion

In summary, we find that 2,2'-bipyridyl readily reacts with a variety of hypovalent boron species in formal two-electron redox processes. These reactions allow for the facile and mild formation of B-N aromatic tricyclic building blocks, without the need for external reducing agents. Consequently, we believe that this reaction has tremendous potential for the synthesis of materials-relevant units that are not compatible with harsher synthetic methods.

Experimental Section

All manipulations were performed either under an atmosphere of dry argon or *in vacuo* using standard Schlenk line or glovebox techniques. Deuterated solvents were dried over molecular sieves and degassed by three freeze-pump-thaw cycles prior to use. All other solvents were distilled and degassed from appropriate drying agents. Solvents (both deuterated and non-deuterated) were stored under argon over activated 4 Å molecular sieves. NMR spectra were acquired on a Bruker Avance 400 NMR spectrometer and a Bruker Avance 500 NMR spectrometer. Chemical shifts (δ) are given in ppm and internally referenced to the carbon nuclei ($^{13}\text{C}\{^1\text{H}\}$) or residual protons (^1H) of the solvent. ^{11}B spectra are referenced to external standards [$\text{BF}_3\cdot\text{OEt}_2$]. High-resolution mass spectrometry was obtained from a Thermo Scientific Exactive Plus spectrometer. Compounds **2**,³⁰ **4**,^{17a} **5**,^{9e} **6**,³¹ **7**³² and **8**²⁹ were synthesized according to literature procedures.

Reaction of [(OC)₅Mo=BN(SiMe₃)₂] (2) with 2,2'-bipyridyl (1): To a solid mixture of **2** (41 mg, 0.10 mmol) and **1** (16 mg, 0.10 mmol) was added benzene (5 mL). The mixture was stirred

at room temperature for 6 hours and the resulting red solution was filtered through a cotton plug. The solvent of the filtrate was then evaporated under reduced pressure. The red oil was dissolved in pentane (3 mL) and recrystallized by slow evaporation at $-30\text{ }^{\circ}\text{C}$. The crystals that were formed during the evaporation were filtered off and the filtrate was dried under reduced pressure to give a red oil which was similarly recrystallized three more times. **3a** was obtained in this way as red oil. ^1H NMR (500 MHz, C_6D_6) δ = 7.51 (dt, J = 7.2, 1.2 Hz, 2H, *CH*-bipyridine), 7.11 (dt, J = 9.2, 1.3 Hz, 2H, *CH*-bipyridine), 6.11 (ddd, J = 9.2, 6.0, 1.1 Hz, 2H, *CH*-bipyridine), 5.99 (ddd, J = 7.2, 6.0, 1.2 Hz, 2H, *CH*-bipyridine), 0.07 (s, 18H, $\text{Si}(\text{CH}_3)_3$); ^{11}B NMR (160 MHz, C_6D_6) δ = 20 (s); $^{13}\text{C}\{^1\text{H}\}$ NMR (126 MHz, C_6D_6) δ = 126.4 (s, *CH*-bipyridine), 118.7 (s, *CH*-bipyridine), 117.1 (s, *CH*-bipyridine), 114.0 (s, *CH*-bipyridine), 3.0 (s, $\text{Si}(\text{CH}_3)_3$); El. Anal. [%]: calc. C 54.70, H 8.01, N 12.84; found: C 54.53, H 7.83, N 11.50.

Reaction of $[(\text{Me}_3\text{P})(\text{OC})_3\text{Fe}=\text{BDur}]$ (4**) with 2,2'-bipyridyl (**1**):** To a solid mixture of **4** (36 mg, 0.10 mmol) and **1** (16 mg, 0.10 mmol) was added benzene (5 mL). The reaction mixture was kept at room temperature for 12 hours and the dark red solution was filtered through a cotton plug. The solvent of the filtrate was evaporated at reduced pressure and the red solid was dissolved in 3 mL of pentane. The solution of the crude product was filtered and stored at $-30\text{ }^{\circ}\text{C}$. After 12 h, the filtrate yielded red crystals of **3b** (13 mg, 43%). ^1H NMR (500 MHz, C_6D_6) δ = 7.28 (dt, J = 9.2, 1.2 Hz, 1H, *CH*-bipyridine), 7.19 (dt, J = 7.2, 1.1 Hz, 1H, *CH*-bipyridine), 7.04 (s, 1H, *CH*-Dur), 6.20 (ddd, J = 9.2, 6.1, 1.0 Hz, 1H), 5.93 (ddd, J = 7.2, 6.1, 1.2 Hz, 1H, *CH*-bipyridine), 2.16 (s, 6H, CH_3 -Dur), 1.95 (s, 6H, CH_3 -Dur); ^{11}B NMR (160 MHz, C_6D_6) δ = 23; $^{13}\text{C}\{^1\text{H}\}$ NMR (126 MHz, C_6D_6) δ = 138.7 (s, *CH*-Dur), 133.5 (s, *CH*-Dur), 133.0 (s, *CH*-Dur), 118.7 (s, *CH*-bipyridine), 114.5 (s, *CH*-bipyridine), 110.7 (s, *CH*-bipyridine), 20.1 (s, CH_3 -

Dur), 19.2 (s, CH₃-Dur); El. Anal. [%]: calc. C 80.02, H 7.05, N 9.33; found: C 79.73, H 7.69, N 8.90.

Reaction of [(OC)₅Cr=BTp] (5) with 2,2'-bipyridyl (1): A mixture of **5** (100 mg, 0.19 mmol) and **1** (60.5 mg, 0.39 mmol) was dissolved in toluene (5 mL) and stirred for 20 hours. The solution was filtered, and the filtrate was dried *in vacuo*. The resulting red residue was taken up in hexane and stored at -30 °C, leading to precipitation. The resulting precipitate was removed by filtration and storage of the solution at -30 °C afforded **3c** as a red solid (36 mg, 39%). ¹H NMR (500 MHz, C₆D₆): δ = 7.39 (dt, J = 7.2, 1.1 Hz, 2H CH-bipyridine), 7.39 (t, J = 7.6 Hz, 1H CH (para B-Ar)), 7.19 (d, J = 7.6, 2H, CH (meta B-Ar)), 6.79 (dt, J = 9.2, 1.2 Hz, 2H, CH-bipyridine), 6.57 (s, 4H CH Mes), 5.95 (dd, J = 9.2, 0.9 Hz, 1H, CH-bipyridine), 5.94 (dd, J = 9.2, 0.9 Hz, 1H, CH-bipyridine), 5.86 (ddd, J = 7.3, 6.1, 1.2 Hz, 2H, CH-bipyridine), 2.16 (s, 12H, CH₃), 1.89 (s, 6H, CH₃); ¹¹B NMR (128 MHz, C₆D₆): δ = 22; ¹³C{¹H} NMR (126 MHz, C₆D₆): δ = 147.4 (s, Ar), 139.6 (s, Mes), 135.9 (s, Mes), 135.5 (s, C Mes), 129.2 (s, CH Ar), 129.1 (s, CH Ar), 128.9 (s, CH Mes), 118.8 (s, C bipyridine), 118.4 (s, CH bipyridine), 114.0 (s, CH bipyridine), 109.5 (s, CH bipyridine), 21.3 (s, CH₃-Mes), 20.9 (s, CH₃-Mes); El. Anal. [%]: calc. C 85.00, H 6.92, N 5.83; found: C 84.67, H 6.85, N 5.89.

Reaction of [B₂Dur₂Br₂] (6) with 2,2'-bipyridyl (1): A mixture of [B₂Br₂Dur₂] (**6**) (30.0 mg, 0.07 mmol) and **1** (23.0 mg, 0.15 mmol, 2.2 equiv) was dissolved in benzene (0.7 mL) and stirred at room temperature for 24 hours. After filtration, all volatiles were removed from the filtrate under reduced pressure and the resulting deep red residue was dissolved in hexane (0.6 mL). Slow evaporation of this solution at -30 °C afforded red crystals, which were isolated and dried *in vacuo* to yield **3b** as red crystals (7.8 mg) contaminated with approx. 35% of free **1**

which we were not able to separate. **3b** isolated in this way is spectroscopically similar to **3b** prepared from the reaction of **1** with [(Me₃P)(OC)₃Fe=BDur] (**4**) (see above).

Reaction of [F₂B₂Mes₂] (7**) with 2,2'-bipyridyl (**1**):** A mixture of F₂BB(Mes)₂ (**7**) (50.0 mg, 0.17 mmol) and **1** (26.2 mg, 0.17 mmol) was dissolved in benzene (1 mL) and left to stand for 5 hours whereupon a color change to deep red occurred. A precipitate formed, which was filtered off and the benzene solution was dried under reduced pressure. The residue was dissolved in hexane. Slow evaporation of this solution at ambient temperatures yielded red crystals which were washed with a small amount of cold pentane (2 x 0.3 mL) to yield **3d** as red crystals (12.3 mg, 0.04 mmol, 50%). ¹H NMR (500 MHz, C₆D₆): δ = 7.26 (dt, J = 9.3, 1.3 Hz, 2H, CH-bipyridine), 7.18 (dt, J = 7.2, 1.1 Hz, 2H, CH-bipyridine), 6.90 (s, 2H, CH-Mes), 6.19 (dd, J = 6.0, 1.0 Hz, 2H CH-bipyridine), 5.92 (td, J = 6.0, 1.0 Hz, 2H, CH-bipyridine), 2.25 (s, 3H, CH₃), 2.04 (s, 6H, CH₃); ¹¹B NMR (160 MHz, C₆D₆): δ = 23; ¹³C{¹H} NMR (126 MHz, C₆D₆): δ = 143.0 (s, C_{quat}-Ar), 138.9 (s, C_{quat}-Ar), 127.6 (s, CH-Ar), 119.0 (s, CH-Ar), 118.7 (s, CH-Ar), 114.5 (s, CH-Ar), 110.8 (s, CH-Ar), 22.1 (s, CH₃), 21.4 (s, CH₃); El. Anal. [%]: calc. C 79.74, H 6.69, N 9.79; found: C 79.79, H 7.47, N 9.68.

Reaction of [(Me₃P)MesB=BMes(PMe₃)] (8**) with 2,2'-bipyridyl (**1**):** [(Me₃P)MesB=BMes(PMe₃)] (**8**) (30 mg, 72.8 μmol) and **1** (11.4 mg, 72.8 μmol) were dissolved in 0.6 mL C₆D₆ and heated to 80 °C for 6 days. After removal of all volatiles *in vacuo*, the resulting red solid could be ascertained to contain **3d** by comparison of its NMR spectrum with that of previously characterized **3d** (see above), as well as a new product (**9**) and thermal decomposition products of **8**. While all attempts to quantitatively isolate both products were unsuccessful, we were able to obtain a few crystals of **9** from a pentane solution of the mixture, which allowed us to characterize it by XRD. Characterization of **3b** and **9** was thus done on a

freshly prepared crude reaction mixture. HRMS analysis of the reaction mixture confirmed the composition of both **3d** and **9**.

Characterization of **9**: ^1H NMR (400 MHz, C_6D_6): δ = 7.80 (dt, J = 7.5, 1.1 Hz, 2H, *CH*-bipyridine), 7.18 (dt, J = 9.6, 1.1 Hz, 2H, *CH*-bipyridine), 6.78 (s, 4H, *CH*-Mes), 6.20 (overlap, 2H, *CH*-bipyridine), 5.84 (ddd, J = 7.5, 6.0, 1.3 Hz, 2H *CH*-bipyridine), 2.15 (s, 6H, CH_3 -Mes), 2.04 (s, 12H, CH_3 -Mes); ^{11}B NMR (126 MHz, C_6D_6): δ = 46; HRMS (LIFDI, toluene): $[\text{M}]^+ = 416.2587$ (calc. 416.2590)

Additional characterization of **3b**: HRMS (LIFDI, toluene): $[\text{M}]^+ = 286.1634$ (calc. 286.1636)

ASSOCIATED CONTENT

Supporting Information. Full characterization of new compounds and crystallographic data.

The following files are available free of charge.

Characterization of new compounds (PDF)

Crystallographic data (.cif)

AUTHOR INFORMATION

Corresponding Author

* Holger Braunschweig; E-mail: h.braunschweig@uni-wuerzburg.de

Author Contributions

The manuscript was written through contributions of all authors. All authors have given approval to the final version of the manuscript

Funding Sources

This project was funded by the European Research Council (ERC) under the European Union Horizon 2020 Research and Innovation Program (grant agreement no. 669054) and by the Deutsche Forschungsgemeinschaft (DFG).

REFERENCES

- (1) Greenwood, N. N.; Earnshaw, A. *Chemistry of the Elements*, Elsevier, 2nd ed., **1997**.
- (2) (a) Braunschweig, H.; Dewhurst, R. D. Single, Double, Triple Bonds and Chains: The Formation of Electron-Precise B-B Bonds. *Angew. Chem. Int. Ed.* **2013**, *52*, 3574-3583. (b) Braunschweig, H.; Dewhurst, R. D. Boron–Boron Multiple Bonding: From Charged to Neutral and Back Again. *Organometallics*, **2014**, *33*, 6271-6277. (c) Arrowsmith, M.; Braunschweig, H.; Stennett, T. E. Formation and Reactivity of Electron-Precise B-B Single and Multiple Bonds. *Angew. Chem. Int. Ed.* **2017**, *56*, 96-115. (d) Soleilhavoup, M.; Bertrand, G. Borylenes: An Emerging Class of Compounds. *Angew. Chem. Int. Ed.* **2017**, *56*, 10282-10292.
- (3) (a) Stock, A.; Brandt, A.; Fischer, H. Der Zink-Lichtbogen als Reduktionsmittel. *Chem. Ber.* **1925**, *58*, 643-657. (b) Dewhurst, R. D.; Neeve, E. C.; Braunschweig, H.; Marder, T. B. sp^2 – sp^3 diboranes: astounding structural variability and mild sources of nucleophilic boron for organic synthesis, *Chem Commun.* **2015**, *51*, 9594-9607. (c) Neeve, E. C.; Geier, S. J.; Al Mkhaliid, I.; Westcott, S. A.; Marder, T. B. Diboron(4) Compounds: From Structural Curiosity to Synthetic Workhorse. *Chem. Rev.* **2016**, *116*, 9091-9161.
- (4) (a) Knight, L. B.; Kerr, K.; Miller, P. K.; Arrington, C. A. ESR Investigation of the HBBH(X3.SIGMA.) Radical in Neon and Argon Matrixes at 4 K. Comparison with ab Initio SCF and CI Calculations. *J. Phys. Chem.* **1995**, *99*, 16842-16848. (b) Schleier, D.; Humeniuk, A.; Reusch, E.; Holzheimer, F.; Nunes-Reyes, D.; Alcaraz, C.; Garcia, G. A.; Loison, J.-C.;

Fischer, I.; Mitric, R. Diborene: Generation and Photoelectron Spectroscopy of an Inorganic Biradical. *J. Phys. Chem. Lett.* **2018**, *9*, 5921-5925. (c) Wang, Y.; Quillian, B.; Wei, P.; Wannere, C. S.; Xie, Y.; King, R. B.; Schaefer III, H. F.; Schleyer, P. v. R.; Robinson, G. H. A Stable Neutral Diborene Containing a B=B Double Bond. *J. Am. Chem. Soc.* **2007**, *129*, 12412-12413. (d) Bissinger, P.; Braunschweig, H.; Damme, A.; Kupfer, T.; Vargas, A. Base-stabilized Diborenes: Selective Generation and η^2 Side-on Coordination to Silver(I). *Angew. Chem. Int. Ed.* **2012**, *51*, 9931-9934.

(5) (a) Braunschweig, H.; Dewhurst, R. D.; Hammond, K.; Mies, J.; Radacki, K.; Vargas, A. Ambient-Temperature Isolation of a Compound with a Boron-Boron Triple Bond. *Science*, **2012**, *336*, 1420-1422. (b) Böhnke, J.; Braunschweig, H.; Ewing, W. C.; Hörl, C.; Kramer, T.; Krummenacher, I.; Mies, J.; Vargas, A. Diborabutatriene: an electron-deficient cumulene. *Angew. Chem. Int. Ed.* **2014**, *53*, 9082-9085. (c) Zhou, M.; Tsumori, N.; Li, Z.; Fan, K.; Andrews L.; Xu, Q. OCBBCO: A Neutral Molecule with Some Boron–Boron Triple Bond Character. *J. Am. Chem. Soc.* **2002**, *124*, 12936-12937. (d) Ducati, L. C.; Takagi, N.; Frenking, G. Molecules with All Triple Bonds: OCBBCO, N₂BBN₂, and [OB BBBBO]²⁻ *J. Chem. Phys. A* **2009**, *113*, 11693-11698. (e) Böhnke, J.; Braunschweig, H.; Constantinidis, P.; Dellermann, T.; Ewing, W. C.; Fischer, I.; Hammond, K.; Hupp, F.; Mies, J.; Schmitt, H.-C.; Vargas, A. Experimental Assessment of the Strengths of B–B Triple Bonds. *J. Am. Chem. Soc.* **2015**, *137*, 1766-1769.

(6) (a) Wang, Y.; Robinson, G. H. Carbene Stabilization of Highly Reactive Main-Group Molecules. *Inorg. Chem.* **2011**, *50*, 12326-12337. (b) Dahcheh, F.; Martin, D.; Stephan, D. W.; Bertrand, G. Synthesis and reactivity of a CAAC-aminoborylene adduct: a hetero-allene or an organoboron isoelectronic with singlet carbenes. *Angew. Chem. Int. Ed.* **2014**, *53*, 13159-13163.

(c) Kinjo, R.; Donnadiou, B.; Celik, M. A.; Frenking, G.; Bertrand, G. Synthesis and Characterization of a Neutral Tricoordinate Organoboron Isoelectronic with Amines. *Science*, **2011**, *333*, 610-613. (d) Bissinger, P.; Braunschweig, H.; Kraft, K.; Kupfer, T. Trapping the Elusive Parent Borylene. *Angew. Chem. Int. Ed.*, **2011**, *50*, 4704-4707. (e) Bissinger, P.; Braunschweig, H.; Damme, A.; Dewhurst, R. D.; Kupfer, T.; Radacki, K.; Wagner, K. Generation of a Carbene-Stabilized Bora-borylene and its Insertion into a C–H Bond. *J. Am. Chem. Soc.* **2011**, *133*, 19044-19047. (f) Arrowsmith, M.; Auerhammer, D.; Bertermann, R.; Braunschweig, H.; Bringmann, G.; Celik, M. A.; Dewhurst, R. D.; Finze, M.; Grüne, M.; Hailmann, M.; Hertle, T.; Krummenacher, I. Generation of Dicoordinate Boron(I) Units by Fragmentation of a Tetra-Boron(I) Molecular Square. *Angew. Chem. Int. Ed.* **2016**, *55*, 14464-14468.

(7) (a) Kong, L. B.; Li, Y. X.; Ganguly, R.; Vidovic, D.; Kinjo, R. Isolation of a bis(oxazol-2-ylidene)-phenylborylene adduct and its reactivity as a boron-centered nucleophile. *Angew. Chem. Int. Ed.* **2014**, *53*, 9280-9283. (b) Braunschweig, H.; Dewhurst, R. D.; Pentecost, L.; Radacki, K.; Vargas, A.; Ye, Q. Dative Bonding between Group 13 Elements Using a Boron-Centered Lewis Base. *Angew. Chem. Int. Ed.*, 2016, **55**, 436-440. (d) Segawa, Y.; Yamashita, M.; Nozaki, K. Boryllithium: isolation, characterization, and reactivity as a boryl anion. *Science*, **2006**, *314*, 113-115.

(8) (a) Bissinger, P.; Braunschweig, H.; Damme, A.; Hörl, C.; Krummenacher, I.; Kupfer, T. Boron as a Powerful Reductant: Synthesis of a Stable Boron-Centered Radical-Anion Radical-Cation Pair. *Angew. Chem. Int. Ed.* **2015**, *54*, 359-362. (b) Liu, S.; Légaré, M.-A.; Auerhammer, D.; Hofmann, A.; Braunschweig, H. The First Boron–Tellurium Double Bond: Direct Insertion

of Heavy Chalcogens into a Mn=B Double Bond. *Angew. Chem. Int. Ed.* **2017**, *56*, 15760-15763.

(c) Liu, S.; Légaré, M.-A.; Hofmann, A.; Braunschweig, H. A Boradiselenirane and a Boraditellurirane: Isolable Heavy Analogs of Dioxiranes and Dithiiranes. *J. Am. Chem. Soc.* **2018**, *140*, 11223-11226. (d) Liu, S.; Légaré, M.-A.; Hofmann, A.; Rempel, A.; Hagspiel, S.; Braunschweig, H. Synthesis of unsymmetrical B₂E₂ and B₂E₃ heterocycles by borylene insertion into boradichalcogeniranes. *Chem. Sci.* **2019**, *10*, 4662-4666.

(9) (a) Légaré, M.-A.; Pranckevicius, C.; Braunschweig, H. Metallomimetic Chemistry of Boron. *Chem. Rev.* **2019**, *119*, 8231-8261. (b) Légaré, M.-A.; Bélanger-Chabot, G.; Dewhurst, R. D.; Welz, E.; Krummenacher, I.; Engels, B.; Braunschweig, H. Nitrogen fixation and reduction at boron. *Science* **2018**, *359*, 896-900. (c) Légaré, M.-A.; Rang, M.; Bélanger-Chabot, G.; Schweizer, J.; Krummenacher, I.; Bertermann, R.; Holthausen, M. C.; Braunschweig, H. The reductive coupling of dinitrogen. *Science* **2019**, *363*, 1329-1332. (d) Braunschweig, H.; Krummenacher, I.; Légaré, M.-A.; Matler, A.; Radacki, K.; Ye Q. Main-Group Metallomimetics: Transition Metal-like Photolytic CO Substitution at Boron. *J. Am. Chem. Soc.* **2017**, *139*, 1802-1805. (e) Braunschweig, H.; Dewhurst, R. D.; Hupp, F.; Nutz, M.; Radacki, K.; Tate, C. W.; Vargas, A.; Ye, Q. Multiple complexation of CO and related ligands to a main-group element. *Nature* **2015**, *522*, 327-330.

(10) (a) Luca, O. R.; Crabtree, R. H. Redox-active ligands in catalysis. *Chem. Soc. Rev.* **2013**, *42*, 1440-1459. (b) van der Vlugt, J. I. Radical-Type Reactivity and Catalysis by Single-Electron Transfer to or from Redox-Active Ligands. *Chem. Eur. J.* **2019**, *25*, 2651-2662. (c) Chirik, P. J. Preface: Forum on Redox-Active Ligands. *Inorg. Chem.* **2011**, *50*, 9737-9740.

- (11) Krejčík, M.; Viček, A. A. Electrochemical formation of dianions of 2,2'-bipyridine and related compounds. *J. Electroanal. Chem. Interf. Electrochem.* **1991**, *313*, 243-257.
- (12) Scarborough, C. C.; Wieghardt, K. Electronic Structure of 2,2'-Bipyridine Organotransition-Metal Complexes. Establishing the Ligand Oxidation Level by Density Functional Theoretical Calculations. *Inorg. Chem.* **2011**, *50*, 9773-9793.
- (13) (a) Belzner, J. Synthese und ungewöhnliche Reaktivität eines Cyclotrisilans. *J. Organomet. Chem.* **1992**, *430*, C51-C55. (b) Weidenbruch, M.; Lesch, A.; Marsmann, H. Siliciumverbindungen mit starken intramolekularen sterischen Wechselwirkungen XL. Additionen von di-*t*-butylsilylen an 2,2'-bipyridyle. *J. Organomet. Chem.* **1990**, *385*, C47-C49. (c) Weidenbruch, M.; Piel, H.; Lesch, A.; Peters, K.; von Schnering, H. G. Siliciumverbindungen mit starken intramolekularen sterischen Wechselwirkungen: L. Reaktionen von silylenen und disilylenen mit 2,2'-bipyridyl, pyridin-2-aldiminen und α -ketoiminen: Cycloadditionen versus C-H-insertion. *J. Organomet. Chem.* **1993**, *454*, 35-43. (d) Heinicke, J.; Meinel, S. Synthesis of silicon heterocycles via gas phase cycloaddition of aminomethylsilylenes. *J. Organomet. Chem.* **1998**, *561*, 121-129.
- (14) (a) Mansell, S. M.; Norman, N. C.; Russell, C. A. Boron–nitrogen analogues of the fluorenyl anion. *Dalton Trans.* **2010**, *39*, 5084-5086. (b) Nikiforov, G. B.; Roesky, H. W.; Noltemeyer, M.; Schmidt, H.-G. Reactivity of $\text{Ti}(\text{bipy})_3$ and preparation of the $\text{Li}(\text{THF})_4[\text{Al}(\text{bipy})_2]$ complex with the dinegative bipy ligand. *Polyhedron* **2004**, *23*, 561-566.
- (15) (a) Braunschweig, H.; Dewhurst, R. D.; Gessner, V. H. Transition metal borylene complexes. *Chem. Soc. Rev.* **2013**, *42*, 3197-3208. (b) Braunschweig, H.; Dewhurst, R. D.; Schneider, A. Electron-Precise Coordination Modes of Boron-Centered Ligands. *Chem. Rev.*

2010, *110*, 3924-3957. (c) Braunschweig, H.; Kollann, C.; Rais, D. Transition-Metal Complexes of Boron – New Insights and Novel Coordination Modes. *Angew. Chem. Int. Ed.* **2006**, *45*, 5254-5274.

(16) Braunschweig, H.; Kollann, C.; Englert, U. Synthesis and Structure of the First Terminal Borylene Complexes. *Angew. Chem. Int. Ed.* **1998**, *38*, 3179-3180.

(17) (a) Braunschweig, H.; Ye, Q.; Radacki, K. High yield synthesis of a neutral and carbonyl-rich terminal arylborylene complex. *Chem. Commun.* **2012**, *48*, 2701-2703. (b) Vidovic, D.; Pierce, G.; Aldridge, S. Transition metal borylene complexes: boron analogues of classical organometallic systems. *Chem. Commun.* **2009**, 1157-1171. (c) Coombs, D. L.; Aldridge, S.; Rossin, A.; Jones, C.; Willock, D. J. Fe=B Double Bonds: Synthetic, Structural, and Reaction Chemistry of Cationic Terminal Borylene Complexes. *Organometallics* **2004**, *23*, 2911-2926.

(18) (a) Braunschweig, H.; Ye, Q.; Vargas, A.; Dewhurst, R. D.; Hupp, F. Complete and Partial 1,2-Additions across Transition Metal–Boron Double Bonds. *J. Am. Chem. Soc.* **2014**, *136*, 9560-9563. (b) Braunschweig, H.; Ye, Q.; Radacki, K.; Damme, A. Borylene Transfer from an Iron Bis(borylene) Complex: Synthesis of 1,4-Diboracyclohexadiene and 1,4-Dibora-1,3-Butadiene Complexes. *Angew. Chem. Int. Ed.* **2012**, *51*, 7839-7842. (c) Braunschweig, H.; Herbst, T.; Rais, D.; Seeler, F. Synthesis of Borirenes by Photochemical Borylene Transfer from $[(OC)_5M=BN(SiMe_3)_2]$ (M = Cr, Mo) to Alkynes. *Angew. Chem. Int. Ed.* **2005**, *44*, 7461-7463.

(d) Braunschweig, H.; Ye, Q.; Vargas, A.; Dewhurst, R. D.; Radacki, K.; Damme, A. Controlled homocatenation of boron on a transition metal. *Nat. Chem.* **2012**, *4*, 563-567. (e) Braunschweig, H.; Colling, M.; Kollann, C.; Stammer, H. G.; Neumann, B. Terminal Borylene Complexes as a Source for the Borylene B–N(SiMe₃)₂: Alternative Synthesis and Structure of

- $[(OC)_5Cr=B=N(SiMe_3)_2]$. *Angew. Chem. Int. Ed.* **2001**, *40*, 2359-2361. (f) Braunschweig, H.; Colling, M.; Hu, C.; Radacki, K. $[(\eta^5-C_5H_5)(OC)_3V=B=N(SiMe_3)_2]$: A Half-Sandwich Complex with a Terminal Borylene Ligand. *Angew. Chem. Int. Ed.* **2003**, *42*, 205-208. (g) Braunschweig, H.; Forster, M.; Radacki, K. Borylene Transfer under Thermal Conditions: Synthesis and Structure of a Tetrarhodium Bisborylene Complex. *Angew. Chem. Int. Ed.* **2006**, *45*, 2132-2134.
- (19) Østby, K.-A.; Gundersen, G.; Haaland, A.; Nöth, H. Dative σ - and π -bonding in boron–nitrogen compounds: molecular structures of $(CH_3)_2NB(CH_3)N(CH_3)B(CH_3)_2$ and $[(CH_3)_2B]_2NN(CH_3)_2$ determined by gas electron diffraction and quantum chemical calculations. *Dalton Trans.* **2005**, *13*, 2284-2291.
- (20) Kuhn, F. E.; Groarke, M.; Bencze, E.; Herdtweck, E.; Prazeres, A.; Santos, A. M.; Calhorda, M. J.; Romao, C. C.; Goncalves, I. S.; Lopes, A. D.; Pillinger, M. Octahedral Bipyridine and Bipyrimidine Dioxomolybdenum(VI) Complexes: Characterization, Application in Catalytic Epoxidation, and Density Functional Mechanistic Study. *Chem. – Eur. J.* **2002**, *8*, 2370-2383.
- (21) Aldridge, S.; Jones, C.; Gans-Wichler, T.; Stasch, A.; Kays, D. L.; Coombs, N. D.; Willock, D. J. Cationic terminal borylene complexes: structure/bonding analysis and [4+1] cycloaddition reactivity of a BN vinylidene analogue. *Angew. Chem. Int. Ed.* **2006**, *45*, 6118-6122.
- (22) Axtell, D. D.; Cambell, A. C.; Keller, P. C.; Rund, J. V. The Behavior of Rigid and Semi-Rigid Bidentate Donor Molecules Towards some Simple Boron Acceptors *J. Coord. Chem.* **1976**, *5*, 129-134.

- (23) Oshima, K.; Ohmura, T.; Suginome, M. Dearomatizing conversion of pyrazines to 1,4-dihydropyrazine derivatives via transition-metal-free diboration, silaboration, and hydroboration. *Chem. Commun.* **2012**, *48*, 8571-8573.
- (24) Ohmura, T.; Morimasa, Y.; Suginome, M. Organocatalytic Diboration Involving “Reductive Addition” of a Boron–Boron σ -Bond to 4,4'-Bipyridine. *J. Am. Chem. Soc.* **2015**, *137*, 2852-2855.
- (25) Wang, G.; Zhang, H.; Zhao, J.; Li, W.; Cao, J.; Zhu, C.; Li, S. Homolytic Cleavage of a B–B Bond by the Cooperative Catalysis of Two Lewis Bases: Computational Design and Experimental Verification. *Angew. Chem. Int. Ed.* **2016**, *55*, 5985-5989.
- (26) Feng, R.; Yang, W.; Wang, W.; Zhao, Y.; Tan, G.; Zhang, L.; Wang, X. Isolable diboryl radicals acting as highly efficient reaction intermediates under mild conditions. *Chem. Commun.* **2019**, *55*, 12908-12911.
- (27) (a) Wanzlick, H. W.; Kleiner, H. J. Nucleophile Carben-Chemie Darstellung des Bis-[1.3-diphenyl-imidazolidinyliden-(2)]. *Angew. Chem.* **1961**, *73*, 493-493. (b) Wanzlick, H. W. Aspects of Nucleophilic Carbene Chemistry. *Angew. Chem. Int. Ed. Engl.* **1962**, *1*, 75-80. (c) Wanzlick, H. W.; Esser, F.; Kleiner, H. J. Nucleophile Carben-Chemie, III. Neue Verbindungen vom Typ des Bis-[1.3-diphenyl-imidazolidinylidens-(2)]. *Chem. Ber.* **1963**, *96*, 1208-1212. (d) Hahn, F. E.; Wittenbecher, L.; Van, D. L.; Fröhlich, R. Evidence for an Equilibrium between an N-heterocyclic Carbene and Its Dimer in Solution. *Angew. Chem. Int. Ed.* **2000**, *39*, 541-544. (e) Böhm, V. P. W.; Hermann, W. A. The “Wanzlick Equilibrium”. *Angew. Chem. Int. Ed.* **2000**, *39*, 4036-4038. (f) Auerhammer, D.; Arrowsmith, M.; Dewhurst, R. D.; Kupfer, T.; Böhnke, J.;

Braunschweig, H. Closely related yet different: a borylene and its dimer are non-interconvertible but connected through reactivity. *Chem. Sci.* **2018**, *9*, 2252-2260.

(28) Akiyama, S.; Yamada, K.; Yamashita, M. Reactivity of a Tetra(o-tolyl)diborane(4) Dianion as a Diarylboryl Anion Equivalent. *Angew. Chem. Int. Ed.* **2019**, *131*, 11932-11936.

(29) Bissinger, P.; Braunschweig, H.; Celik, M. A.; Claes, C.; Dewhurst, R. D.; Endres, S.; Kelch, H.; Kramer, T.; Krummenacher, I.; Schneider, C. Synthesis of cyclic diborenes with unprecedented cis-configuration. *Chem. Commun.* **2015**, *51*, 15917-15920.

(30) Blank, B.; Colling-Hendelkens, M.; Kollan, C.; Radacki, K.; Rais, D.; Uttinger, K.; Whittell, G. R.; Braunschweig, H. Aminoborylene Complexes of Group 6 Elements and Iron: A Synthetic, Structural, and Quantum Chemical Study. *Chem. Eur. J.* **2007**, *13*, 4770-4781.

(31) Braunschweig, H.; Damme, A.; Dewhurst, R. D.; Vargas, A. Bond-strengthening π backdonation in a transition-metal π -diborene complex. *Nature Chem.* **2013**, *5*, 115-121.

(32) Hoefner, A.; Ziegler, B.; Hunold, R.; Massa, W.; Berndt, A. A Cyclic Methyleneborane with Trapezoidal Geometry. *Angew. Chem. Int. Ed.* **1991**, *30*, 594-596.

TOC text and graphic:

2,2'-Bipyridyl reacts similarly with several sources of low-oxidation-state boron in a redox borylene abstraction process

